


FAMEPLA eXPress



S080-GB

MANUFACTURED BY
FAMEPLA 

FAST. On time. BESPOKE

Famepla, Italian based, are leaders in the manufacture of high-end workshop storage equipment and industrial furniture.

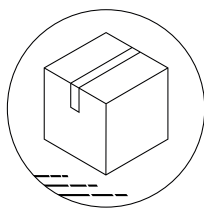
In the eXpress catalogue we offer a wide range of high-quality products (over 400) available in our stock for a quick shipment and with competitive prices.

The entire process is made in our factory, so we guarantee the value of our entire production for years.

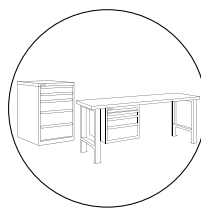
Every single product from the smallest cabinet to the fully accessorized workbench is tough and robust.



**FREE
DELIVERY ***



**READY
IN STOCK ****



**A CHOICE ON
+400 PRODUCTS**

*Valid on shipment to Italian Addresses only. For other Countries please contact us for information.

**Delivery term may be affected by bank holidays or shortage in stock. Check always with our office.



FAMEPLA

100% ITALIAN origin PRODUCTS

Since 1998 FAMEPLA is well known in the world's markets for their high- quality products and services. Our range is designed to fit the needs of all our Customers involved in different types of businesses like engineering, aerospace, motorsport, healthcare, museums, public sector, home garage and more. Every day we transform tons of raw steel into drawers, hinged and sliding doors cabinets, benches, trolleys, shelving systems and more with a genuine passion for our work. This is the reason many Customers have chosen us over the last 20 years and never walked away.

GREEN since THE BEGINNING

Often, we have been asked: how does FAMEPLA try to be sustainable? We strongly believe that a major part of sustainability includes the longevity of a product. Our products are made to last so there is less waste in the long run. We are also very concerned about the source of materials and we only collaborate with certified Suppliers that perfectly fit our way to work.



QUALITY MATTERS.



OUR PRODUCTS

DRAWER CABINETS

WORKBENCHES

NC STORAGE SYSTEMS

COMPUTER CABINETS

UNIBOX SYSTEMS

CABINETS WITH DOORS

COMBO DRAWER CABINETS

6 DRAWERS

564x572 mm - 27x27Eh



height: 800 mm



PLASTIC BOXES

| For front height | Part. No. | Qty |
|------------------|-----------|-----|
| 75 mm | S08-21107 | 1 |



PLASTIC BOXES

| For front height | Part. No. | Qty |
|------------------|-----------|-----|
| 75 mm | S08-21207 | 1 |



SLOTTED PARTITIONS

| For front height | Part. No. | Qty |
|------------------|-----------|-----|
| 100 mm | S08-23210 | 2 |



SLOTTED PARTITIONS

| For front height | Part. No. | Qty |
|------------------|-----------|-----|
| 150 mm | S08-23215 | 1 |



ANTI-SLIP PERFORATED MAT

| For front height | Part. No. | Qty |
|------------------|-----------|-----|
| 300 mm | S04-30824 | 1 |

Part. No.

| | | |
|--|------------------|--|
| | S111-20800-02/04 | |
| | S111-20800-02/07 | |
| | S111-20800-02/75 | |
| | S111-20800-02/76 | |
| | S111-20800-02/80 | |
| | S111-20800-02/81 | |
| | 2x75 S 2x100 S | |
| | 1x150 S 1x200 S | |



DRAWER - S
NORMAL EXTENSION: 90%




DRAWER - S
LOAD CAPACITY: 70 KG

5 DRAWERS

564x725 mm - 27x36Eh



height: 800 mm



TROUGHS

| For front height | Part. No. | Qty |
|------------------|-----------|-----|
| 50 mm | S07-20023 | 1 |



PLASTIC BOXES

| For front height | Part. No. | Qty |
|------------------|-----------|-----|
| 100 mm | S07-21410 | 1 |



SLOTTED PARTITIONS

| For front height | Part. No. | Qty |
|------------------|-----------|-----|
| 100 mm | S07-23110 | 1 |



SLOTTED PARTITIONS

| For front height | Part. No. | Qty |
|------------------|-----------|-----|
| 150 mm | S07-23115 | 1 |



ANTI-SLIP PERFORATED MAT

| For front height | Part. No. | Qty |
|------------------|-----------|-----|
| 300 mm | S04-30834 | 1 |

Part. No.

| | | |
|--|------------------|--|
| | S110-20800-01/04 | |
| | S110-20800-01/07 | |
| | S110-20800-01/75 | |
| | S110-20800-01/76 | |
| | S110-20800-01/80 | |
| | S110-20800-01/81 | |
| | 1x50 S 2x100 S | |
| | 1x150 S 1x300 S | |

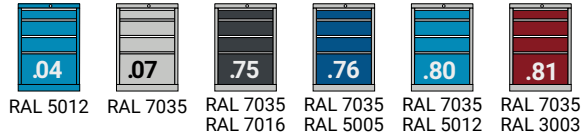


DRAWER - S
NORMAL EXTENSION: 90%



DRAWER - S
LOAD CAPACITY: 70 KG

AVAILABLE COLOURS




10 DRAWERS

717x572 mm - 36x27Eh



height: 1000 mm



SLOTTED PARTITIONS

| For front height | Part. No. | Qty |
|------------------|-----------|-----|
| 75 mm | S08-33307 | 4 |

SLOTTED PARTITIONS

| For front height | Part. No. | Qty |
|------------------|-----------|-----|
| 100 mm | S08-33310 | 4 |

ANTI-SLIP PERFORATED MAT

| For front height | Part. No. | Qty |
|------------------|-----------|-----|
| 100 mm | S04-30834 | 2 |

Part. No.

| | | |
|----------------|------------------|--|
| | S111-31000-32/04 | |
| | S111-31000-32/07 | |
| | S111-31000-32/75 | |
| | S111-31000-32/76 | |
| | S111-31000-32/80 | |
| | S111-31000-32/81 | |
| 4x75 T 6x100 T | | |



9 DRAWERS

717x725 mm - 36x36Eh



height: 1000 mm



SLOTTED PARTITIONS

| For front height | Part. No. | Qty |
|------------------|-----------|-----|
| 100 mm | S07-33110 | 9 |

Part. No.

| | | |
|---------|------------------|--|
| | S110-31000-28/04 | |
| | S110-31000-28/07 | |
| | S110-31000-28/75 | |
| | S110-31000-28/76 | |
| | S110-31000-28/80 | |
| | S110-31000-28/81 | |
| 9x100 T | | |



COMBO DRAWER CABINETS

7 DRAWERS

717x725 mm - 36x36Eh



height: 1000 mm



TROUGHS

| For front height | Part. No. | Qty |
|------------------|-----------|-----|
| 75 mm | S07-30234 | 1 |



PLASTIC BOXES

| For front height | Part. No. | Qty |
|------------------|-----------|-----|
| 75 mm | S07-31407 | 1 |



SLOTTED PARTITIONS

| For front height | Part. No. | Qty |
|------------------|-----------|-----|
| 100 mm | S07-33110 | 1 |



SLOTTED PARTITIONS

| For front height | Part. No. | Qty |
|------------------|-----------|-----|
| 150 mm | S07-33115 | 3 |



ANTI-SLIP PERFORATED MAT

| For front height | Part. No. | Qty |
|------------------|-----------|-----|
| 200 mm | S04-30844 | 1 |

| Part. No. | |
|------------------|--|
| S110-31000-04/04 | |
| S110-31000-04/07 | |
| S110-31000-04/75 | |
| S110-31000-04/76 | |
| S110-31000-04/80 | |
| S110-31000-04/81 | |
| 2x75 T 1x100 T | |
| 3x150 T 1x200 T | |

DRAWER - T
FULL EXTENSION: 100%

DRAWER - T
LOAD CAPACITY: 200 KG

7 DRAWERS

870x572 mm - 45x27Eh



height: 850 mm



SLOTTED PARTITIONS

| For front height | Part. No. | Qty |
|------------------|-----------|-----|
| 75 mm | S08-43307 | 2 |



SLOTTED PARTITIONS

| For front height | Part. No. | Qty |
|------------------|-----------|-----|
| 100 mm | S08-43310 | 2 |



ANTI-SLIP PERFORATED MAT

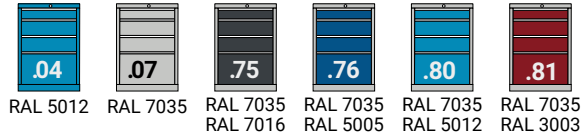
| For front height | Part. No. | Qty |
|------------------|-----------|-----|
| 125-150 mm | S04-30855 | 3 |

| Part. No. | |
|------------------|--|
| S111-40850-16/04 | |
| S111-40850-16/07 | |
| S111-40850-16/75 | |
| S111-40850-16/76 | |
| S111-40850-16/80 | |
| S111-40850-16/81 | |
| 2x75 T 2x100 T | |
| 2x125 T 1x150 T | |

DRAWER - T
FULL EXTENSION: 100%

DRAWER - T
LOAD CAPACITY: 200 KG

AVAILABLE COLOURS



8 DRAWERS

870x725 mm - 45x36Eh



height: 1000 mm



SLOTTED PARTITIONS

| For front height | Part. No. | Qty |
|------------------|-----------|-----|
| 75 mm | S07-43307 | 2 |

SLOTTED PARTITIONS

| For front height | Part. No. | Qty |
|------------------|-----------|-----|
| 100 mm | S07-43310 | 4 |

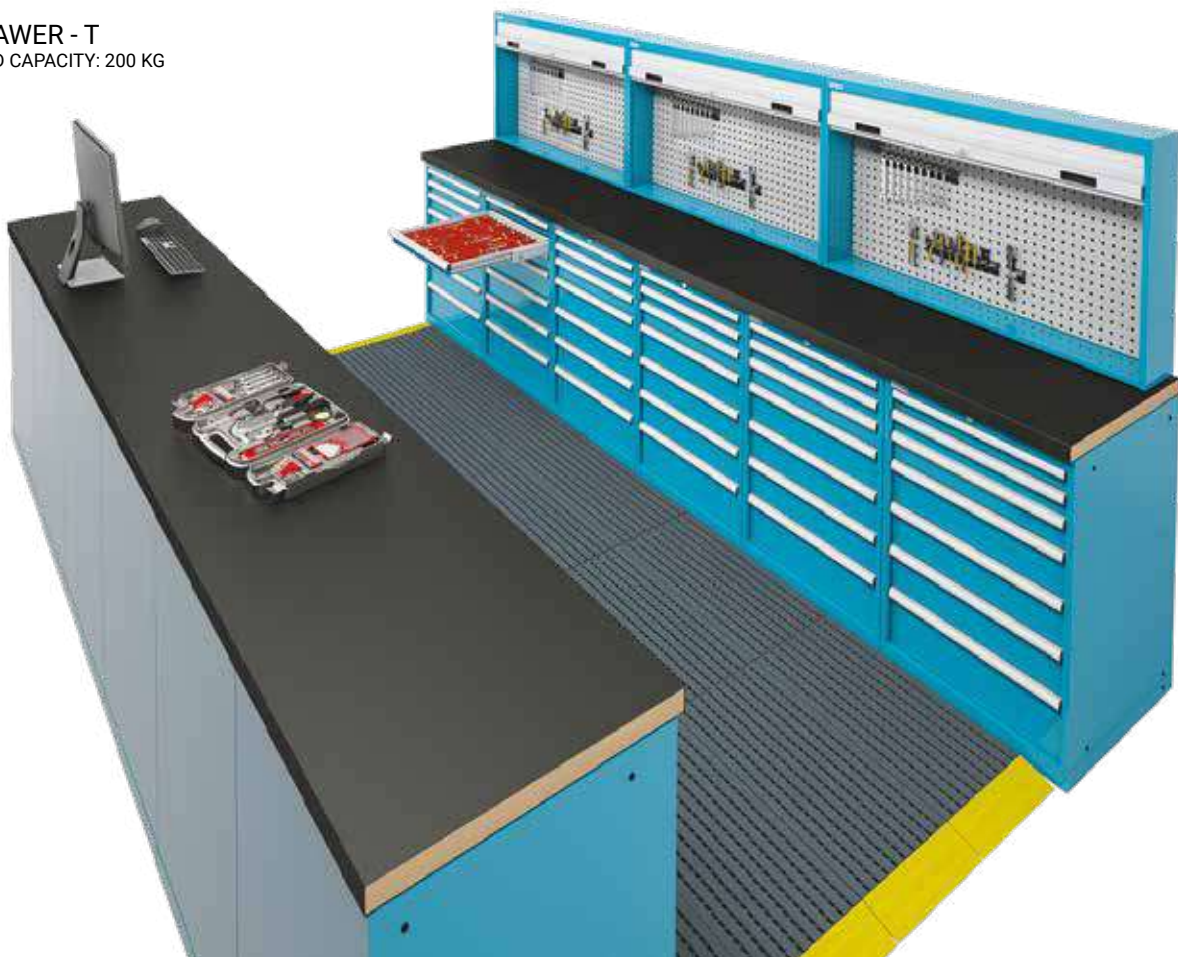
ANTI-SLIP PERFORATED MAT

| For front height | Part. No. | Qty |
|------------------|-----------|-----|
| 150-200 mm | S04-30854 | 2 |

| Part. No. | |
|-----------|------------------|
| | S110-41000-46/04 |
| | S110-41000-46/07 |
| | S110-41000-46/75 |
| | S110-41000-46/76 |
| | S110-41000-46/80 |
| | S110-41000-46/81 |
| 2x75 T | 4x100 T |
| 1x150 T | 1x200 T |

DRAWER - T
FULL EXTENSION: 100%

DRAWER - T
LOAD CAPACITY: 200 KG



COMBO DRAWER CABINETS

9 DRAWERS

1023x572 mm - 54x27Eh



height: 1000 mm



SLOTTED PARTITIONS

| For front height | Part. No. | Qty |
|------------------|-----------|-----|
| 100 mm | S08-53510 | 9 |

Part. No.

| | | |
|---------|------------------|--|
| | S111-51000-34/04 | |
| | S111-51000-34/07 | |
| | S111-51000-34/75 | |
| | S111-51000-34/76 | |
| | S111-51000-34/80 | |
| | S111-51000-34/81 | |
| 9x100 T | | |



DRAWER - T
FULL EXTENSION: 100%



DRAWER - T
LOAD CAPACITY: 200 KG

10 DRAWERS

1023x572 mm - 54x27Eh



height: 1000 mm



TROUGHS

| For front height | Part. No. | Qty |
|------------------|-----------|-----|
| 75 mm | S08-50234 | 1 |

PLASTIC BOXES

| For front height | Part. No. | Qty |
|------------------|-----------|-----|
| 75 mm | S08-51407 | 1 |

SLOTTED PARTITIONS

| For front height | Part. No. | Qty |
|------------------|-----------|-----|
| 75 mm | S08-53507 | 2 |

SLOTTED PARTITIONS

| For front height | Part. No. | Qty |
|------------------|-----------|-----|
| 100 mm | S08-53510 | 4 |

ANTI-SLIP PERFORATED MAT

| For front height | Part. No. | Qty |
|------------------|-----------|-----|
| 100 mm | S04-30864 | 2 |

Part. No.

| | | |
|----------------|------------------|--|
| | S111-51000-32/04 | |
| | S111-51000-32/07 | |
| | S111-51000-32/75 | |
| | S111-51000-32/76 | |
| | S111-51000-32/80 | |
| | S111-51000-32/81 | |
| 4x75 T 6x100 T | | |

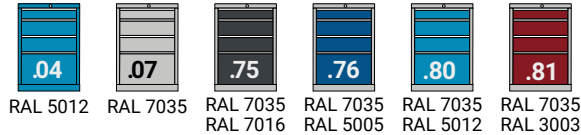


DRAWER - T
FULL EXTENSION: 100%



DRAWER - T
LOAD CAPACITY: 200 KG

AVAILABLE COLOURS



9 DRAWERS

1023x725 mm - 54x36Eh



height: 1000 mm



SLOTTED PARTITIONS

| For front height | Part. No. | Qty |
|------------------|-----------|-----|
| 100 mm | S07-53410 | 9 |

Part. No.

| | | |
|---------|------------------|--|
| | S110-51000-34/04 | |
| | S110-51000-34/07 | |
| | S110-51000-34/75 | |
| | S110-51000-34/76 | |
| | S110-51000-34/80 | |
| | S110-51000-34/81 | |
| 9x100 T | | |



DRAWER - T
FULL EXTENSION: 100%



DRAWER - T
LOAD CAPACITY: 200 KG

7 DRAWERS

1023x725 mm - 54x36Eh



height: 1000 mm



PLASTIC BOXES

| For front height | Part. No. | Qty |
|------------------|-----------|-----|
| 75 mm | S07-51507 | 1 |

PLASTIC BOXES

| For front height | Part. No. | Qty |
|------------------|-----------|-----|
| 75 mm | S07-51607 | 1 |

SLOTTED PARTITIONS

| For front height | Part. No. | Qty |
|------------------|-----------|-----|
| 100 mm | S07-53410 | 1 |

SLOTTED PARTITIONS

| For front height | Part. No. | Qty |
|------------------|-----------|-----|
| 150 mm | S07-53415 | 3 |

ANTI-SLIP PERFORATED MAT

| For front height | Part. No. | Qty |
|------------------|-----------|-----|
| 200 mm | S07-30874 | 1 |



DRAWER - T
FULL EXTENSION: 100%



DRAWER - T
LOAD CAPACITY: 200 KG

COMBO WORKBENCHES

length: 1500 mm width: 750 mm

PERFORATED BACK PANEL - height 631 mm
2 Perforated back panels and 1 shelf

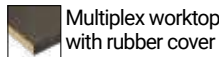


1x150 S

WORKBENCH - height 840 mm
Worktop 1500x750x40 mm



Multiplex worktop



Multiplex worktop with rubber cover

| | |
|-------------------|-------------------|
| S144-80157-003/04 | S144-80157-603/04 |
| S144-80157-003/07 | S144-80157-603/07 |
| S144-80157-003/75 | S144-80157-603/75 |
| S144-80157-003/76 | S144-80157-603/76 |
| S144-80157-003/80 | S144-80157-603/80 |
| S144-80157-003/81 | S144-80157-603/81 |

LOAD CAPACITY: 800 KG

PERFORATED BACK PANEL - height 935 mm
3 Perforated back panels

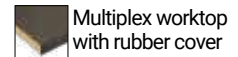


1x50 S
1x100 S
1x150 S

WORKBENCH - height 840 mm
Worktop 1500x750x40 mm



Multiplex worktop



Multiplex worktop with rubber cover

| | |
|-------------------|-------------------|
| S144-80157-005/04 | S144-80157-605/04 |
| S144-80157-005/07 | S144-80157-605/07 |
| S144-80157-005/75 | S144-80157-605/75 |
| S144-80157-005/76 | S144-80157-605/76 |
| S144-80157-005/80 | S144-80157-605/80 |
| S144-80157-005/81 | S144-80157-605/81 |

LOAD CAPACITY: 800 KG

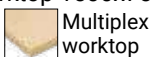
15 pcs. HOOK KIT INCLUDED

PERFORATED BACK PANEL - height 935 mm
3 Perforated back panels

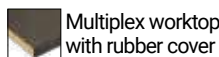


1x50 S
2x100 S
1x150 S
1x300 S

WORKBENCH - height 840 mm
Worktop 1500x750x40 mm



Multiplex worktop



Multiplex worktop with rubber cover

| | |
|-------------------|-------------------|
| S144-80157-019/04 | S144-80157-619/04 |
| S144-80157-019/07 | S144-80157-619/07 |
| S144-80157-019/75 | S144-80157-619/75 |
| S144-80157-019/76 | S144-80157-619/76 |
| S144-80157-019/80 | S144-80157-619/80 |
| S144-80157-019/81 | S144-80157-619/81 |

LOAD CAPACITY: 800 KG

20 pcs. HOOK KIT INCLUDED

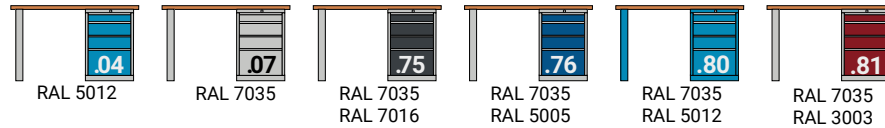
HOOK KIT FOR PERFORATED BACK PANELS-15 pcs.

| | | | | |
|---------|---------|------------------------|-----------------|------------------|
| 4 pcs. | 2 pcs. | 3 pcs. | 5 pcs. | 1 pcs. |
| | | | | |
| Ø 14 mm | Ø 19 mm | Length mm 23,5/41,5 | Length mm 38 | Length mm 100 |

HOOK KIT FOR PERFORATED BACK PANELS-20 pcs.

| | | | | |
|------------------------|---------|---------|-----------------|-----------------|
| 1 pcs. | 2 pcs. | 4 pcs. | 9 pcs. | 2 pcs. |
| | | | | |
| Length mm 23,5/41,5 | Ø 14 mm | Ø 19 mm | Length mm 38 | Length mm 40 |
| 1 pcs. | 1 pcs. | | | |
| | | | | |
| Length mm 75 | | | | |

AVAILABLE COLOURS



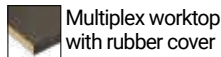
length: **2000** mm width: **750** mm

PERFORATED BACK PANEL - height 631 mm
2 Perforated back panels and 2 shelves



LOAD CAPACITY: 800 KG

WORKBENCH - height 840 mm
Worktop 2000x750x40 mm

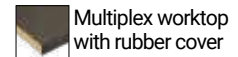


| | |
|-------------------|-------------------|
| S144-80207-003/04 | S144-80207-603/04 |
| S144-80207-003/07 | S144-80207-603/07 |
| S144-80207-003/75 | S144-80207-603/75 |
| S144-80207-003/76 | S144-80207-603/76 |
| S144-80207-003/80 | S144-80207-603/80 |
| S144-80207-003/81 | S144-80207-603/81 |

PERFORATED BACK PANEL - height 935 mm
6 Perforated back panels



WORKBENCH - height 840 mm
Worktop 2000x750x40 mm




| | |
|-------------------|-------------------|
| S144-80207-005/04 | S144-80207-605/04 |
| S144-80207-005/07 | S144-80207-605/07 |
| S144-80207-005/75 | S144-80207-605/75 |
| S144-80207-005/76 | S144-80207-605/76 |
| S144-80207-005/80 | S144-80207-605/80 |
| S144-80207-005/81 | S144-80207-605/81 |

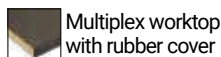
LOAD CAPACITY: 800 KG

15 pcs. HOOK KIT INCLUDED

PERFORATED BACK PANEL - height 935 mm
6 Perforated back panels



WORKBENCH - height 840 mm
Worktop 2000x750x40 mm



| | |
|-------------------|-------------------|
| S144-80207-019/04 | S144-80207-619/04 |
| S144-80207-019/07 | S144-80207-619/07 |
| S144-80207-019/75 | S144-80207-619/75 |
| S144-80207-019/76 | S144-80207-619/76 |
| S144-80207-019/80 | S144-80207-619/80 |
| S144-80207-019/81 | S144-80207-619/81 |

LOAD CAPACITY: 800 KG

20 pcs. HOOK KIT INCLUDED

COMBO NC STORAGE SYSTEMS

AVAILABLE COLOURS


04 RAL5012 07 RAL7035

TOOL TROLLEYS WITH 40 TOOL HOLDERS



1077x508x826 mm h



| Part. No. | No. of tools ISO-SK 40 |
|-------------------------|---------------------------|
| S30-10101-704/04 | 40 |
| S30-10101-704/07 | 40 |

 Polyurethane castors Ø 100 mm
2 fixed
2 swivel braked

| Part. No. | No. of tools HSK 63 |
|-------------------------|------------------------|
| S30-10101-708/04 | 40 |
| S30-10101-708/07 | 40 |

 **KG** | LOAD CAPACITY: 400 KG  | EASY ASSEMBLY

ROLLER SHUTTER CABINET WITH 112 TOOL HOLDERS

1040x635x2000 mm h



| Part. No. | No. of tools ISO-SK 40 |
|-------------------------|---------------------------|
| S30-39200-204/04 | 112 |
| S30-39200-204/07 | 112 |

| Part. No. | No. of tools HSK 63 |
|-------------------------|------------------------|
| S30-39200-208/04 | 112 |
| S30-39200-208/07 | 112 |

HINGED CABINET WITH PERFORATED PANELS AND HOOKS

1026x555x2000 mm h



| Part. No. |
|-------------------------|
| S124-32020-17/04 |
| S124-32020-17/07 |

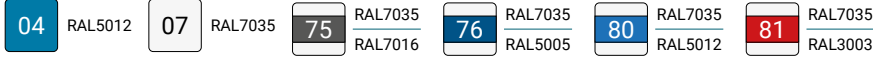
2 Perforated panels - RAL 7035
2 Adjustable shelves - Load capacity 70 KG
2 Drawers-S 100 mm h

HOOK KIT FOR PERFORATED BACK PANELS-20 pcs.

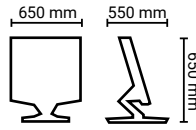
| | | | | | | |
|---|---|---|---|---|--|---|
|  |  |  |  |  |  |  |
| Length mm | Ø 14 mm | Ø 19 mm | Length mm | Length mm | Length mm | |
| 23,5/41,5 | | | 38 | 40 | 75 | |

COMBO COMPUTER CABINET

AVAILABLE COLOURS



COMPUTER CABINET WITH NON-SLIP FLOOR MATTING KIT



COMPUTER CABINET WITH RETRACTABLE KEYBOARD

717x595x1625 mm h

- Central locking system to close upper and lower compartment - keyed alike
- Monitor leaf door with Plexiglas® window for visibility
- Retractable keyboard drawer with mouse holder
- Built-in ventilator and dust filter to protect equipment from overheating
- 4 Sockets with 1 mt connecting cable
- Lower compartment closed with hinged doors

NON-SLIP FLOOR MATTING KIT

1040x520x25 mm h

- 1 Perforated non-slip floor matting
- 4 Edging pieces
- 2 Corner pieces

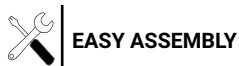
| | Socket I-250 V Part. No. | D-250 V | S117-61621 |
|--|-----------------------------|----------|------------|
| | S117-61620-00/04 | F-250 V | S117-61622 |
| | S117-61620-00/07 | GB-240 V | S117-61626 |
| | S117-61620-00/75 | | |
| | S117-61620-00/76 | | |
| | S117-61620-00/80 | | |
| | S117-61620-00/81 | | |

WORKBENCH WITH 2 CABINETS

2050x600x980 mm h

- Multiplex worktop with rubber mat cover 2050x600x30 mm h
- 1 8 drawer cabinet 54x27Eh 850 mm h - full extension
- 1 Hinged doors cabinet 54x27Eh 850 mm h with 1 adjustable shelf
- 2 Base plinths 100 mm h

| | |
|--|------------------|
| | S11-PBA850-01/04 |
| | S11-PBA850-01/07 |
| | S11-PBA850-01/75 |
| | S11-PBA850-01/76 |
| | S11-PBA850-01/80 |
| | S11-PBA850-01/81 |



PLASTIC TILT BINS UNIBOX

9 COMPARTMENTS



Part. No.

S99-60907

UNIBOX: 600x51x77 mm h

Compartment: 59x45x65 mm h

6 COMPARTMENTS



Part. No.

S99-60607

UNIBOX: 600x91x112 mm h

Compartment: 87x66x100 mm h

5 COMPARTMENTS



Part. No.

S99-60507

UNIBOX: 600x133x164 mm h

Compartment: 113x100x150 mm h

4 COMPARTMENTS



Part. No.

S99-60407

UNIBOX: 600x170x206 mm h

Compartment: 142x130x194 mm h

3 COMPARTMENTS



Part. No.

S99-60307

UNIBOX: 600x200x240 mm h

Compartment: 190x146x225 mm h

STANDARD COLOUR

07 RAL7035



Transparent Polystyrene
compartment



ABS Structure


UNIBOX WALL RACKS



Height Part. No.

- 1500 mm **S99-62157/07**
 - 1750 mm **S99-62177/07**
 - 1950 mm **S99-62197/07**
- 600x25x height mm

UNIBOX WALL RACKS



Height Part. No.

- 1500 mm **S99-63157/07**
 - 1750 mm **S99-63177/07**
 - 1950 mm **S99-63197/07**
- 600x325x height mm

UNIBOX FREE-STANDING RACKS

62 COMPARTMENTS



Part. No.

- S99-63177-03/07**
- 600x325x1750 mm h
- 2 Unibox 9 Compartments
 - 3 Unibox 6 Compartments
 - 3 Unibox 5 Compartments
 - 2 Unibox 4 Compartments
 - 1 Unibox 3 Compartments

UNIBOX FREE-STANDING RACKS

117 COMPARTMENTS



Part. No.

- S99-63197-01/07**
- 600x325x1950 mm h
- 6 Unibox 9 Compartments
 - 9 Unibox 6 Compartments
 - 1 Unibox 5 Compartments
 - 1 Unibox 4 Compartments

UNIBOX FREE-STANDING RACKS

66 COMPARTMENTS



Part. No.

- S99-63197-03/07**
- 600x325x1950 mm h
- 2 Unibox 9 Compartments
 - 3 Unibox 6 Compartments
 - 3 Unibox 5 Compartments
 - 3 Unibox 4 Compartments
 - 1 Unibox 3 Compartments

UNIBOX FREE-STANDING RACKS

70 COMPARTMENTS



Part. No.

- S99-63197-05/07**
- 600x325x1950 mm h
- 7 Unibox 6 Compartments
 - 4 Unibox 5 Compartments
 - 2 Unibox 4 Compartments

PLASTIC TILT BINS UNIBOX

STANDARD COLOURS

07 RAL7035



Transparent Polystyrene compartment



ABS Structure

UNIBOX TROLLEY 88 COMPARTMENTS

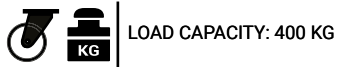


Part. No.

■ S99-64147-01/07

660x750x1365 mm h

2 Unibox 9 Compartments
6 Unibox 6 Compartments
4 Unibox 5 Compartments
2 Unibox 4 Compartments
2 Unibox 3 Compartments



UNIBOX TROLLEY 66 COMPARTMENTS

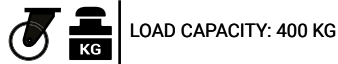


Part. No.

■ S99-64147-03/07

660x750x1365 mm h

4 Unibox 6 Compartments
4 Unibox 5 Compartments
4 Unibox 4 Compartments
2 Unibox 3 Compartments



UNIBOX TROLLEY 84 COMPARTMENTS

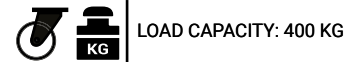


Part. No.

■ S99-64147-07/07

660x750x1365 mm h

6 Unibox 6 Compartments
8 Unibox 5 Compartments
2 Unibox 4 Compartments



UNIBOX TROLLEY 70 COMPARTMENTS

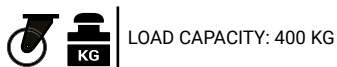


Part. No.

■ S99-64147-09/07

660x750x1365 mm h

14 Unibox 5 Compartments



UNIBOX TROLLEY 120 COMPARTMENTS

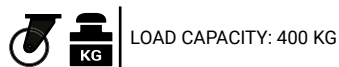


Part. No.

■ S99-64147-11/07


660x750x1365 mm h

20 Unibox 6 Compartments



STORAGE SYSTEM WITH VERTICAL DRAWERS

720 COMPARTMENTS



Part. No.

■ S99-85427-02/07

1073x707x2000 mm h

120 Unibox 6 Compartments

344 COMPARTMENTS



Part. No.

■ S99-85427-06/07

1073x707x2000 mm h

30 Unibox 6 Compartments

20 Unibox 5 Compartments

16 Unibox 4 Compartments

480 COMPARTMENTS



Part. No.

■ S99-87827-04/07

1481x707x2000 mm h

30 Unibox 6 Compartments

60 Unibox 5 Compartments



DRAWER CABINETS

411x572 mm - 18x27 Eh

3 DRAWERS
height: 383 mm



| Part. No. | |
|----------------|-----------------|
| | S11-10380-13/04 |
| | S11-10380-13/07 |
| | S11-10380-13/75 |
| | S11-10380-13/76 |
| | S11-10380-13/80 |
| | S11-10380-13/81 |
| 1x50 S 1x100 T | |
| 1x150 T | |

3 DRAWERS
height: 383 mm



| Part. No. | |
|----------------|-----------------|
| | S11-10380-14/04 |
| | S11-10380-14/07 |
| | S11-10380-14/75 |
| | S11-10380-14/76 |
| | S11-10380-14/80 |
| | S11-10380-14/81 |
| 2x75 T 1x150 T | |

3 DRAWERS
height: 383 mm



| Part. No. | |
|-----------------|-----------------|
| | S11-10530-10/04 |
| | S11-10530-10/07 |
| | S11-10530-10/75 |
| | S11-10530-10/76 |
| | S11-10530-10/80 |
| | S11-10530-10/81 |
| 1x100 T 1x150 T | |
| 1x200 T | |

5 DRAWERS
height: 700 mm



| Part. No. | |
|----------------|-----------------|
| | S11-10700-17/04 |
| | S11-10700-17/07 |
| | S11-10700-17/75 |
| | S11-10700-17/76 |
| | S11-10700-17/80 |
| | S11-10700-17/81 |
| 2x75 T 3x150 T | |

4 DRAWERS
height: 705 mm



| Part. No. | |
|----------------|------------------|
| | S11-19540A-14/04 |
| | S11-19540A-14/07 |
| | S11-19540A-14/75 |
| | S11-19540A-14/76 |
| | S11-19540A-14/80 |
| | S11-19540A-14/81 |
| 1x50 S 1x100 T | |
| 2x150 T | |

KG | LOAD CAPACITY: 400 KG
with load evenly distributed

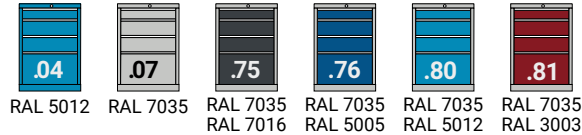
5 DRAWERS
height: 872 mm



| Part. No. | |
|----------------|------------------|
| | S11-19710A-17/04 |
| | S11-19710A-17/07 |
| | S11-19710A-17/75 |
| | S11-19710A-17/76 |
| | S11-19710A-17/80 |
| | S11-19710A-17/81 |
| 2x75 T 3x150 T | |

KG | LOAD CAPACITY: 400 KG
with load evenly distributed

AVAILABLE COLOURS



TROUGHS



| | |
|--|----------------------------|
| For front height 50 mm and higher | Part. No. S08-10003 |
| 6 Troughs - 3 grooves | Ø 45 mm |
| 30 Trough dividers | |

PLASTIC BOXES



| | |
|-------------------------------|----------------------------|
| For front height 50 mm | Part. No. S08-11605 |
| 75 mm | S08-11607 |
| 8 Plastic boxes | 75x75 mm |
| 4 Plastic boxes | 150x75 mm |
| 2 Plastic boxes | 150x150 mm |

SLOTTED PARTITIONS



| | |
|-------------------------------|----------------------------|
| For front height 75 mm | Part. No. S08-13007 |
| 100-125 mm | S08-13010 |
| 150 mm | S08-13015 |
| 200-250 mm | S08-13020 |
| 1 Slotted partition | 27 Eh - 459 mm |
| 2 Aluminium dividers | 9 Eh - 149 mm |

TROUGHS



| | |
|--|----------------------------|
| For front height 50 mm and higher | Part. No. S08-10004 |
| 6 Troughs - 4 grooves | Ø 33 mm |
| 40 Trough dividers | |

PLASTIC BOXES



| | |
|-------------------------------|----------------------------|
| For front height 50 mm | Part. No. S08-11105 |
| 75 mm | S08-11107 |
| 100-125 mm | S08-11110 |
| 12 Plastic boxes | 150x75 mm |

SLOTTED PARTITIONS



| | |
|-------------------------------|----------------------------|
| For front height 75 mm | Part. No. S08-13107 |
| 100-125 mm | S08-13110 |
| 150 mm | S08-13115 |
| 200-250 mm | S08-13120 |
| 1 Slotted partition | 27 Eh - 459 mm |
| 6 Aluminium dividers | 9 Eh - 149 mm |

ANTI-SLIP PERFORATED MAT 4 pcs. KIT



| | | |
|-------------------------------|--------|-----------|
| Part. No. S04-30804-04 | | |
| Length | Width | Thickness |
| 300 mm | 450 mm | 3 mm |
| Colour: Black | | |



Polyurethane castors Ø 100 mm
2 fixed
2 swivel braked



CASTORS
EASY ASSEMBLY

DRAWER CABINETS

411x725 mm - 18x36 Eh

3 DRAWERS
height: 383 mm



| Part. No. | |
|----------------|-----------------|
| | S10-10380-13/04 |
| | S10-10380-13/07 |
| | S10-10380-13/75 |
| | S10-10380-13/76 |
| | S10-10380-13/80 |
| | S10-10380-13/81 |
| 1x50 S 1x100 T | |
| 1x150 T | |

3 DRAWERS
height: 383 mm



| Part. No. | |
|----------------|-----------------|
| | S10-10380-14/04 |
| | S10-10380-14/07 |
| | S10-10380-14/75 |
| | S10-10380-14/76 |
| | S10-10380-14/80 |
| | S10-10380-14/81 |
| 2x75 T 1x150 T | |

3 DRAWERS
height: 533 mm



| Part. No. | |
|-----------------|-----------------|
| | S10-10530-10/04 |
| | S10-10530-10/07 |
| | S10-10530-10/75 |
| | S10-10530-10/76 |
| | S10-10530-10/80 |
| | S10-10530-10/81 |
| 1x100 T 1x150 T | |
| 1x200 T | |

5 DRAWERS
height: 700 mm



| Part. No. | |
|----------------|-----------------|
| | S10-10700-17/04 |
| | S10-10700-17/07 |
| | S10-10700-17/75 |
| | S10-10700-17/76 |
| | S10-10700-17/80 |
| | S10-10700-17/81 |
| 2x75 T 3x150 T | |

4 DRAWERS
height: 705 mm



| Part. No. | |
|----------------|------------------|
| | S10-19540A-14/04 |
| | S10-19540A-14/07 |
| | S10-19540A-14/75 |
| | S10-19540A-14/76 |
| | S10-19540A-14/80 |
| | S10-19540A-14/81 |
| 1x50 S 1x100 T | |
| 2x150 T | |

KG | LOAD CAPACITY: 400 KG
with load evenly distributed

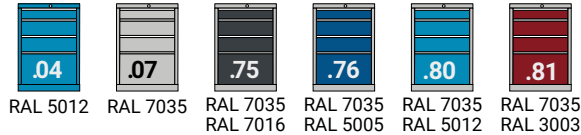
5 DRAWERS
height: 872 mm



| Part. No. | |
|----------------|------------------|
| | S10-19710A-17/04 |
| | S10-19710A-17/07 |
| | S10-19710A-17/75 |
| | S10-19710A-17/76 |
| | S10-19710A-17/80 |
| | S10-19710A-17/81 |
| 2x75 T 3x150 T | |

KG | LOAD CAPACITY: 400 KG
with load evenly distributed

AVAILABLE COLOURS



TROUGHS



| | |
|--|-------------------------------|
| For front height 50 mm and higher | Part. No. S07-10003 |
| 8 Troughs - 3 grooves | Ø 45 mm |
| 30 Troughs dividers | |

PLASTIC BOXES




| | |
|---|-------------------------------|
| For front height 50 mm | Part. No. S07-11105 |
| 75 mm | S07-11107 |
| 100-125 mm | S07-11110 |
| 16 Plastic boxes | 150x75 mm |

SLOTTED PARTITIONS



| | |
|---|-------------------------------|
| For front height 75 mm | Part. No. S07-13007 |
| 100-125 mm | S07-13010 |
| 150 mm | S07-13015 |
| 200-250 mm | S07-13020 |
| 1 Slotted partition | 36 Eh - 612 mm |
| 2 Aluminium dividers | 9 Eh - 149 mm |

TROUGHS



| | |
|--|-------------------------------|
| For front height 50 mm and higher | Part. No. S07-10004 |
| 8 Troughs - 4 grooves | Ø 33 mm |
| 40 Troughs dividers | |

PLASTIC BOXES



| | |
|---|-------------------------------|
| For front height 50 mm | Part. No. S07-11205 |
| 75 mm | S07-11207 |
| 100-125 mm | S07-11210 |
| 8 Plastic boxes | 150x150 mm |

SLOTTED PARTITIONS



| | |
|---|-------------------------------|
| For front height 75 mm | Part. No. S07-13107 |
| 100-125 mm | S07-13110 |
| 150 mm | S07-13115 |
| 200-250 mm | S07-13120 |
| 1 Slotted partition | 36 Eh - 612 mm |
| 6 Aluminium dividers | 9 Eh - 149 mm |

ANTI-SLIP PERFORATED MAT

4 pcs. KIT



| | | | |
|---------------|---------------------|-----------|--|
| Part. No. | S04-30814-04 | | |
| Length | Width | Thickness | |
| 300 mm | 600 mm | 3 mm | |
| Colour: Black | | | |

DRAWER CABINETS

564x572 mm - 27x27 Eh

5 DRAWERS

height: 800 mm



| Part. No. | | Part. No. | |
|-----------|-----------------|-----------------|--|
| | S11-20800-01/04 | S11-20800-11/04 | |
| | S11-20800-01/07 | S11-20800-11/07 | |
| | S11-20800-01/75 | S11-20800-11/75 | |
| | S11-20800-01/76 | S11-20800-11/76 | |
| | S11-20800-01/80 | S11-20800-11/80 | |
| | S11-20800-01/81 | S11-20800-11/81 | |
| | 1x50 S 2x100 S | 1x50 T 2x100 T | |
| | 1x150 S 1x300 S | 1x150 T 1x300 T | |

8 DRAWERS

height: 800 mm



| Part. No. | | | |
|-----------|-----------------|--|--|
| | S11-20800-19/04 | | |
| | S11-20800-19/07 | | |
| | S11-20800-19/75 | | |
| | S11-20800-19/76 | | |
| | S11-20800-19/80 | | |
| | S11-20800-19/81 | | |
| | 4x75 T 4x100 T | | |

6 DRAWERS

height: 800 mm



| Part. No. | | Part. No. | |
|-----------|-----------------|-----------------|--|
| | S11-20800-02/04 | S11-20800-12/04 | |
| | S11-20800-02/07 | S11-20800-12/07 | |
| | S11-20800-02/75 | S11-20800-12/75 | |
| | S11-20800-02/76 | S11-20800-12/76 | |
| | S11-20800-02/80 | S11-20800-12/80 | |
| | S11-20800-02/81 | S11-20800-12/81 | |
| | 2x75 S 2x100 S | 2x75 T 2x100 T | |
| | 1x150 S 1x200 S | 1x150 T 1x200 T | |

7 DRAWERS

height: 850 mm



| Part. No. | | Part. No. | |
|-----------|-----------------|-----------------|--|
| | S11-20850-03/04 | S11-20850-13/04 | |
| | S11-20850-03/07 | S11-20850-13/07 | |
| | S11-20850-03/75 | S11-20850-13/75 | |
| | S11-20850-03/76 | S11-20850-13/76 | |
| | S11-20850-03/80 | S11-20850-13/80 | |
| | S11-20850-03/81 | S11-20850-13/81 | |
| | 2x75 S 3x100 S | 2x75 T 3x100 T | |
| | 2x150 S | 2x150 T | |

8 DRAWERS

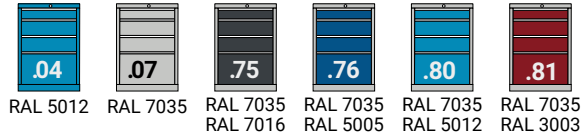
height: 850 mm



| Part. No. | | | |
|-----------|-----------------|--|--|
| | S11-20850-22/04 | | |
| | S11-20850-22/07 | | |
| | S11-20850-22/75 | | |
| | S11-20850-22/76 | | |
| | S11-20850-22/80 | | |
| | S11-20850-22/81 | | |
| | 4x75 T 3x100 T | | |
| | 1x150 T | | |



AVAILABLE COLOURS



4 DRAWERS height: 705 mm



| Part. No. | |
|---------------------------|------------------|
| | S11-29540A-18/04 |
| | S11-29540A-18/07 |
| | S11-29540A-18/75 |
| | S11-29540A-18/76 |
| | S11-29540A-18/80 |
| | S11-29540A-18/81 |
| 1x50 S 2x100 T 1x200 T | |

LOAD CAPACITY: 400 KG
with load evenly distributed

6 DRAWERS height: 972 mm



| Part. No. | |
|-----------------------------------|------------------|
| | S11-29810A-12/04 |
| | S11-29810A-12/07 |
| | S11-29810A-12/75 |
| | S11-29810A-12/76 |
| | S11-29810A-12/80 |
| | S11-29810A-12/81 |
| 2x75 T 2x100 T 1x150 T 1x200 T | |

LOAD CAPACITY: 400 KG
with load evenly distributed

PLASTIC BOXES



| For front height | Part. No. |
|------------------|-----------|
| 50 mm | S08-21105 |
| 75 mm | S08-21107 |
| 100-125 mm | S08-21110 |
| 18 Plastic boxes | 150x75 mm |

PLASTIC BOXES



| For front height | Part. No. |
|------------------|-----------|
| 50 mm | S08-21205 |
| 75 mm | S08-21207 |
| 100-125 mm | S08-21210 |
| 9 Plastic boxes | 150x150mm |

SLOTTED PARTITIONS



| For front height | Part. No. |
|----------------------|----------------|
| 50 mm | S08-23205 |
| 75 mm | S08-23207 |
| 100-125 mm | S08-23210 |
| 150 mm | S08-23215 |
| 200-250 mm | S08-23220 |
| 300 mm | S08-23230 |
| 2 Slotted partitions | 27 Eh - 459 mm |
| 6 Aluminium dividers | 9 Eh - 149 mm |

ANTI-SLIP PERFORATED MAT 4 pcs. KIT



| Part. No. | S04-30824-04 | | |
|---------------|--------------|-----------|--|
| Length | Width | Thickness | |
| 450 mm | 450 mm | 3 mm | |
| Colour: Black | | | |

DRAWER CABINETS

564x725 mm - 27x36 Eh

5 DRAWERS

height: 800 mm



| Part. No. | | Part. No. | |
|-----------|-----------------|-----------|-----------------|
| | S10-20800-01/04 | | S10-20800-11/04 |
| | S10-20800-01/07 | | S10-20800-11/07 |
| | S10-20800-01/75 | | S10-20800-11/75 |
| | S10-20800-01/76 | | S10-20800-11/76 |
| | S10-20800-01/80 | | S10-20800-11/80 |
| | S10-20800-01/81 | | S10-20800-11/81 |
| 1x50 S | 2x100 S | 1x50 S | 2x100 T |
| 1x150 S | 1x300 S | 1x150 T | 1x300 T |

6 DRAWERS

height: 800 mm



| Part. No. | | Part. No. | |
|-----------|-----------------|-----------|-----------------|
| | S10-20800-02/04 | | S10-20800-12/04 |
| | S10-20800-02/07 | | S10-20800-12/07 |
| | S10-20800-02/75 | | S10-20800-12/75 |
| | S10-20800-02/76 | | S10-20800-12/76 |
| | S10-20800-02/80 | | S10-20800-12/80 |
| | S10-20800-02/81 | | S10-20800-12/81 |
| 2x75 S | 2x100 S | 2x75 T | 2x100 T |
| 1x150 S | 1x200 S | 1x150 T | 1x200 T |

7 DRAWERS

height: 800 mm



| Part. No. | | Part. No. | |
|-----------|-----------------|-----------|-----------------|
| | S10-20800-04/04 | | S10-20800-14/04 |
| | S10-20800-04/07 | | S10-20800-14/07 |
| | S10-20800-04/75 | | S10-20800-14/75 |
| | S10-20800-04/76 | | S10-20800-14/76 |
| | S10-20800-04/80 | | S10-20800-14/80 |
| | S10-20800-04/81 | | S10-20800-14/81 |
| 1x50 S | 2x75 S | 1x50 S | 2x75 T |
| 2x100 S | 2x150 S | 2x100 T | 2x150 T |

5 DRAWERS

height: 850 mm



| Part. No. | | Part. No. | |
|-----------|-----------------|-----------|-----------------|
| | S10-20850-09/04 | | S10-20850-19/04 |
| | S10-20850-09/07 | | S10-20850-19/07 |
| | S10-20850-09/75 | | S10-20850-19/75 |
| | S10-20850-09/76 | | S10-20850-19/76 |
| | S10-20850-09/80 | | S10-20850-19/80 |
| | S10-20850-09/81 | | S10-20850-19/81 |
| 2x100 S | 1x150 S | 2x100 T | 1x150 T |
| 2x200 S | | 2x200 T | |

7 DRAWERS

height: 800 mm



| Part. No. | | Part. No. | |
|-----------|-----------------|-----------|-----------------|
| | S10-20850-03/04 | | S10-20850-13/04 |
| | S10-20850-03/07 | | S10-20850-13/07 |
| | S10-20850-03/75 | | S10-20850-13/75 |
| | S10-20850-03/76 | | S10-20850-13/76 |
| | S10-20850-03/80 | | S10-20850-13/80 |
| | S10-20850-03/81 | | S10-20850-13/81 |
| 2x75 S | 3x100 S | 2x75 T | 3x100 T |
| 2x150 S | | 2x150 T | |

ANTI-SLIP PERFORATED MAT

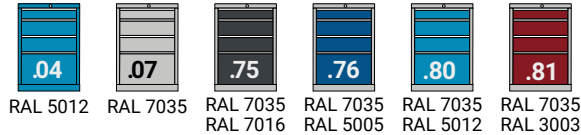
4 pcs. KIT



| Part. No. | S04-30834-04 | | |
|---------------|--------------|-----------|--|
| Length | Width | Thickness | |
| 450 mm | 600 mm | 3 mm | |
| Colour: Black | | | |



AVAILABLE COLOURS



5 DRAWERS height: 872 mm



| Part. No. | Part. No. |
|------------------|------------------|
| S10-29710A-02/04 | S10-29710A-12/04 |
| S10-29710A-02/07 | S10-29710A-12/07 |
| S10-29710A-02/75 | S10-29710A-12/75 |
| S10-29710A-02/76 | S10-29710A-12/76 |
| S10-29710A-02/80 | S10-29710A-12/80 |
| S10-29710A-02/81 | S10-29710A-12/81 |
| 2x75 S 1x100 S | 2x75 T 1x100 T |
| 1x150 S 1x200 S | 1x150 T 1x200 T |

LOAD CAPACITY: 400 KG
with load evenly distributed

5 DRAWERS height: 972 mm



| Part. No. | Part. No. |
|------------------|------------------|
| S10-29810A-01/04 | S10-29810A-11/04 |
| S10-29810A-01/07 | S10-29810A-11/07 |
| S10-29810A-01/75 | S10-29810A-11/75 |
| S10-29810A-01/76 | S10-29810A-11/76 |
| S10-29810A-01/80 | S10-29810A-11/80 |
| S10-29810A-01/81 | S10-29810A-11/81 |
| 1x50 S 2x100 S | 1x50 S 2x100 T |
| 1x150 S 1x300 S | 1x150 T 1x300 T |

LOAD CAPACITY: 400 KG
with load evenly distributed

6 DRAWERS height: 972 mm



| Part. No. | Part. No. |
|------------------|------------------|
| S10-29810A-02/04 | S10-29810A-12/04 |
| S10-29810A-02/07 | S10-29810A-12/07 |
| S10-29810A-02/75 | S10-29810A-12/75 |
| S10-29810A-02/76 | S10-29810A-12/76 |
| S10-29810A-02/80 | S10-29810A-12/80 |
| S10-29810A-02/81 | S10-29810A-12/81 |
| 2x75 S 2x100 S | 2x75 T 2x100 T |
| 1x150 S 1x200 S | 1x150 T 1x200 T |

LOAD CAPACITY: 400 KG
with load evenly distributed

TROUGHS



| For front height | Part. No. |
|-------------------------|------------------|
| 50 mm and higher | S07-20004 |
| 12 Troughs - 4 grooves | Ø 33 mm |
| 50 Trough dividers | |

PLASTIC BOXES



| For front height | Part. No. |
|-------------------|------------------|
| 50 mm | S07-21405 |
| 75 mm | S07-21407 |
| 100-125 mm | S07-21410 |
| 12 Plastic boxes | 150x75 mm |
| 6 Plastic boxes | 150x150 mm |

SLOTTED PARTITIONS




| For front height | Part. No. |
|----------------------|------------------|
| 75 mm | S07-23107 |
| 100-125 mm | S07-23110 |
| 150 mm | S07-23115 |
| 200-250 mm | S07-23120 |
| 2 Slotted partitions | 36 Eh - 612 mm |
| 3 Aluminium dividers | 9 Eh - 149 mm |

TROUGHS



| For front height | Part. No. |
|-------------------------|------------------|
| 50 mm and higher | S07-20023 |
| 8 Troughs - 2 grooves | Ø 70 mm |
| 10 Trough dividers | |
| 4 Troughs - 3 grooves | Ø 45 mm |
| 20 Trough dividers | |

PLASTIC BOXES



| For front height | Part. No. |
|------------------|------------------|
| 50 mm | S07-21505 |
| 75 mm | S07-21507 |
| 16 Plastic boxes | 75x75 mm |
| 8 Plastic boxes | 150x75 mm |
| 4 Plastic boxes | 150x150 mm |

SLOTTED PARTITIONS



| For front height | Part. No. |
|-----------------------|------------------|
| 50 mm | S07-23205 |
| 75 mm | S07-23207 |
| 100-125 mm | S07-23210 |
| 150 mm | S07-23215 |
| 2 Slotted partitions | 36 Eh - 612 mm |
| 10 Aluminium dividers | 9 Eh - 149 mm |

DRAWER CABINETS

717x572 mm - 36x27 Eh

8 DRAWERS

height: 850 mm



| Part. No. | |
|---------------------------|-----------------|
| | S11-30850-06/04 |
| | S11-30850-06/07 |
| | S11-30850-06/75 |
| | S11-30850-06/76 |
| | S11-30850-06/80 |
| | S11-30850-06/81 |
| 4x75 T 3x100 T 1x150 T | |

6 DRAWERS

height: 1000 mm



| Part. No. | |
|-----------|-----------------|
| | S11-31000-15/04 |
| | S11-31000-15/07 |
| | S11-31000-15/75 |
| | S11-31000-15/76 |
| | S11-31000-15/80 |
| | S11-31000-15/81 |
| 6x150 T | |

7 DRAWERS

height: 1000 mm



| Part. No. | |
|-----------------------------------|-----------------|
| | S11-31000-04/04 |
| | S11-31000-04/07 |
| | S11-31000-04/75 |
| | S11-31000-04/76 |
| | S11-31000-04/80 |
| | S11-31000-04/81 |
| 2x75 T 1x100 T 3x150 T 1x200 T | |

9 DRAWERS

height: 1000 mm



| Part. No. | |
|-----------|-----------------|
| | S11-31000-12/04 |
| | S11-31000-12/07 |
| | S11-31000-12/75 |
| | S11-31000-12/76 |
| | S11-31000-12/80 |
| | S11-31000-12/81 |
| 9x100 T | |

9 DRAWERS

height: 1000 mm



| Part. No. | |
|---------------------------|-----------------|
| | S11-31000-24/04 |
| | S11-31000-24/07 |
| | S11-31000-24/75 |
| | S11-31000-24/76 |
| | S11-31000-24/80 |
| | S11-31000-24/81 |
| 4x75 T 3x100 T 2x150 T | |

10 DRAWERS

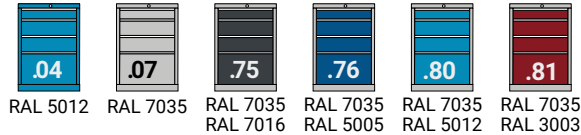
height: 1000 mm



| Part. No. | |
|----------------|-----------------|
| | S11-31000-32/04 |
| | S11-31000-32/07 |
| | S11-31000-32/75 |
| | S11-31000-32/76 |
| | S11-31000-32/80 |
| | S11-31000-32/81 |
| 4x75 T 6x100 T | |



AVAILABLE COLOURS



TROUGHS



| | |
|--|--------------------------------------|
| For front height 50 mm and higher | Part. No. S08-30023 |
| 6 Troughs - 2 grooves | Ø 70 mm |
| 10 Trough dividers | |
| 6 Troughs - 3 grooves | Ø 45 mm |
| 20 Trough dividers | |

TROUGHS



| | |
|--|--------------------------------------|
| For front height 50 mm and higher | Part. No. S08-30034 |
| 3 Troughs - 3 grooves | Ø 45 mm |
| 12 Trough dividers | |
| 9 Troughs - 4 grooves | Ø 33 mm |
| 36 Trough dividers | |

PLASTIC BOXES



| | |
|---|--------------------------------------|
| For front height 75 mm | Part. No. S07-21407 |
| 100-125 mm | S07-21410 |
| 12 Plastic boxes | 150x75 mm |
| 6 Plastic boxes | 150x150 mm |

SLOTTED PARTITIONS



| | |
|---|--------------------------------------|
| For front height 75 mm | Part. No. S08-33307 |
| 100-125 mm | S08-33310 |
| 150 mm | S08-33315 |
| 3 Slotted partitions | 27 Eh - 459 mm |
| 8 Aluminium dividers | 9 Eh - 149 mm |

SLOTTED PARTITIONS



| | |
|---|--------------------------------------|
| For front height 75 mm | Part. No. S08-33507 |
| 100-125 mm | S08-33510 |
| 150 mm | S08-33515 |
| 5 Slotted partitions | 27 Eh - 459 mm |
| 18 Aluminium dividers | 6 Eh - 98 mm |

ANTI-SLIP PERFORATED MAT 4 pcs. KIT



| | | |
|------------------|---------------------|-----------|
| Part. No. | S04-30834-04 | |
| Length | Width | Thickness |
| 600 mm | 450 mm | 3 mm |
| Colour: Black | | |

S11-80156-012

1500x600x1040mm h

Multiplex worktop with rubber mat cover
13 Drawers - full extension

Part. No.

| | |
|--|------------------|
| | S11-80156-012/04 |
| | S11-80156-012/07 |
| | S11-80156-012/75 |
| | S11-80156-012/76 |
| | S11-80156-012/80 |
| | S11-80156-012/81 |
| | 2x75 T 1x100 T |
| | 9x150 T 1x200 T |



EASY ASSEMBLY

DRAWER CABINETS

717x725 mm - 36x36 Eh

9 DRAWERS

height: 1000 mm



| Part. No. | | Part. No. | |
|-----------|-----------------|-----------------|--|
| | S10-31000-17/04 | S10-31000-18/04 | |
| | S10-31000-17/07 | S10-31000-18/07 | |
| | S10-31000-17/75 | S10-31000-18/75 | |
| | S10-31000-17/76 | S10-31000-18/76 | |
| | S10-31000-17/80 | S10-31000-18/80 | |
| | S10-31000-17/81 | S10-31000-18/81 | |
| | 4x75 S 3x100 S | 4x75 T 3x100 T | |
| | 2x150 S | 2x150 T | |

9 DRAWERS

height: 1000 mm



| Part. No. | | Part. No. | |
|-----------|-----------------|-----------------|--|
| | S10-31000-27/04 | S10-31000-28/04 | |
| | S10-31000-27/07 | S10-31000-28/07 | |
| | S10-31000-27/75 | S10-31000-28/75 | |
| | S10-31000-27/76 | S10-31000-28/76 | |
| | S10-31000-27/80 | S10-31000-28/80 | |
| | S10-31000-27/81 | S10-31000-28/81 | |
| | 9x100 S | 9x100 T | |

10 DRAWERS

height: 1000 mm



| Part. No. | |
|-----------|-----------------|
| | S10-31000-32/04 |
| | S10-31000-32/07 |
| | S10-31000-32/75 |
| | S10-31000-32/76 |
| | S10-31000-32/80 |
| | S10-31000-32/81 |
| | 4x75 T 6x100 T |

6 DRAWERS

height: 1000 mm



| Part. No. | |
|-----------|-----------------|
| | S10-31000-15/04 |
| | S10-31000-15/07 |
| | S10-31000-15/75 |
| | S10-31000-15/76 |
| | S10-31000-15/80 |
| | S10-31000-15/81 |
| | 6x150 T |

7 DRAWERS

height: 1000 mm



| Part. No. | | Part. No. | |
|-----------|-----------------|-----------------|--|
| | S10-31000-03/04 | S10-31000-04/04 | |
| | S10-31000-03/07 | S10-31000-04/07 | |
| | S10-31000-03/75 | S10-31000-04/75 | |
| | S10-31000-03/76 | S10-31000-04/76 | |
| | S10-31000-03/80 | S10-31000-04/80 | |
| | S10-31000-03/81 | S10-31000-04/81 | |
| | 2x75 S 1x100 S | 2x75 T 1x100 T | |
| | 3x150 S 1x200 S | 3x150 T 1x200 T | |

8 DRAWERS

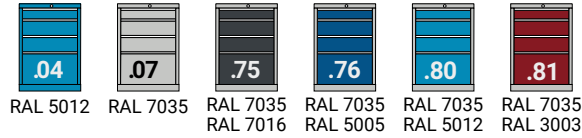
height: 1000 mm



| Part. No. | | Part. No. | |
|-----------|-----------------|-----------------|--|
| | S10-31000-11/04 | S10-31000-12/04 | |
| | S10-31000-11/07 | S10-31000-12/07 | |
| | S10-31000-11/75 | S10-31000-12/75 | |
| | S10-31000-11/76 | S10-31000-12/76 | |
| | S10-31000-11/80 | S10-31000-12/80 | |
| | S10-31000-11/81 | S10-31000-12/81 | |
| | 2x75 S 4x100 S | 2x75 T 4x100 T | |
| | 1x150 S 1x200 S | 1x150 T 1x200 T | |



AVAILABLE COLOURS



Part. No.

- S10-30850-121/04
- S10-30850-121/07
- S10-30850-121/75
- S10-30850-121/76
- S10-30850-121/80
- S10-30850-121/81

- 1 Perforated back panel
- 1 Multiplex worktop 717x725x40 mm h
- 1 5 drawer cabinet 36x36Eh 850 mm h
 - 1 Drawer 100 T
 - 3 Drawers 150 T
 - 1 Drawer 200 T
- 1 Base plinth 100 mm h

WITHOUT ACCESSORIES

Part. No.

- S10-39870C-06/04
- S10-39870C-06/07
- S10-39870C-06/75
- S10-39870C-06/76
- S10-39870C-06/80
- S10-39870C-06/81

- 1 Multiplex worktop 717x725x40 mm H
- 4 UNIBOX 5 Compartments and 1 rack
- 1 8 drawer cabinet 36x36Eh 850 mm h
 - 4 Drawers 75 T
 - 3 Drawers 100 T
 - 1 Drawer 150 T
- 4 Polyurethane castors Ø 150 mm

WITHOUT ACCESSORIES

LOAD CAPACITY: 600 KG
with load evenly distributed

DRAWER CABINETS


717x725 mm - 36x36 Eh

TROUGHS



| | |
|--|-------------------------------|
| For front height 50 mm and higher | Part. No. S07-30002 |
| 16 Troughs - 2 grooves | Ø 70 mm |
| 38 Trough dividers | |

TROUGHS




| | |
|--|-------------------------------|
| For front height 50 mm and higher | Part. No. S07-30003 |
| 16 Troughs - 3 grooves | Ø 45 mm |
| 51 Trough dividers | |

TROUGHS




| | |
|--|-------------------------------|
| For front height 50 mm and higher | Part. No. S07-30004 |
| 16 Troughs - 4 grooves | Ø 33 mm |
| 64 Trough dividers | |

TROUGHS



| | |
|--|-------------------------------|
| For front height 50 mm and higher | Part. No. S07-30034 |
| 8 Troughs - 3 grooves | Ø 45 mm |
| 16 Trough dividers | |
| 8 Troughs - 4 grooves | Ø 33 mm |
| 24 Trough dividers | |

TROUGHS



| | |
|--|-------------------------------|
| For front height 50 mm and higher | Part. No. S07-30234 |
| 4 Troughs - 2 grooves | Ø 70 mm |
| 10 Trough dividers | |
| 8 Troughs - 3 grooves | Ø 45 mm |
| 20 Trough dividers | |
| 4 Troughs - 4 grooves | Ø 33 mm |
| 30 Trough dividers | |

ANTI-SLIP PERFORATED MAT

4 pcs. KIT



| | | |
|---------------|---------------------|-----------|
| Part. No. | S04-30844-04 | |
| Length | Width | Thickness |
| 600 mm | 600 mm | 3 mm |
| Colour: Black | | |

PLASTIC BOXES



| | |
|---|-------------------------------|
| For front height 50 mm | Part. No. S07-31205 |
| 75 mm | S07-31207 |
| 100-125 mm | S07-31210 |
| 16 Plastic boxes | 150x150 mm |

PLASTIC BOXES



| | |
|---|-------------------------------|
| For front height 50 mm | Part. No. S07-31405 |
| 75 mm | S07-31407 |
| 100-125 mm | S07-31410 |
| 16 Plastic boxes | 150x75 mm |
| 8 Plastic boxes | 150x150 mm |

PLASTIC BOXES



| | |
|---|-------------------------------|
| For front height 50 mm | Part. No. S07-31505 |
| 75 mm | S07-31507 |
| 16 Plastic boxes | 75x75 mm |
| 16 Plastic boxes | 150x75 mm |
| 4 Plastic boxes | 150x150 mm |

SLOTTED PARTITIONS



| For front height | Part. No. |
|----------------------|----------------|
| 75 mm | S07-33107 |
| 100-125 mm | S07-33110 |
| 150-175 mm | S07-33115 |
| 200-250 mm | S07-33120 |
| 2 Slotted partitions | 36 Eh - 612 mm |
| 3 Aluminium dividers | 12 Eh - 200 mm |

SLOTTED PARTITIONS



| For front height | Part. No. |
|----------------------|----------------|
| 75 mm | S07-33207 |
| 100-125 mm | S07-33210 |
| 150-175 mm | S07-33215 |
| 200-250 mm | S07-33220 |
| 2 Slotted partitions | 36 Eh - 612 mm |
| 8 Aluminium dividers | 12 Eh - 200 mm |

SLOTTED PARTITIONS



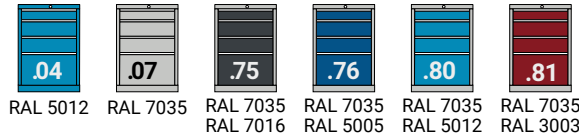
| For front height | Part. No. |
|-----------------------|----------------|
| 75 mm | S07-33307 |
| 100-125 mm | S07-33310 |
| 150-175 mm | S07-33315 |
| 200-250 mm | S07-33320 |
| 3 Slotted partitions | 36 Eh - 612 mm |
| 15 Aluminium dividers | 9 Eh - 149 mm |



DRAWER CABINETS

870x572 mm - 45x27 Eh

AVAILABLE COLOURS



7 DRAWERS height: 850 mm



10 DRAWERS height: 1000 mm



7 DRAWERS height: 1064 mm



| Part. No. | |
|-----------------|-----------------|
| | S11-40850-16/04 |
| | S11-40850-16/07 |
| | S11-40850-16/75 |
| | S11-40850-16/76 |
| | S11-40850-16/80 |
| | S11-40850-16/81 |
| 2x75 T 2x100 T | |
| 2x125 T 1x150 T | |

| Part. No. | |
|----------------|-----------------|
| | S11-41000-32/04 |
| | S11-41000-32/07 |
| | S11-41000-32/75 |
| | S11-41000-32/76 |
| | S11-41000-32/80 |
| | S11-41000-32/81 |
| 4x75 T 6x100 T | |

| Part. No. | |
|-----------------|------------------|
| | S11-49870C-16/04 |
| | S11-49870C-16/07 |
| | S11-49870C-16/75 |
| | S11-49870C-16/76 |
| | S11-49870C-16/80 |
| | S11-49870C-16/81 |
| 2x75 T 2x100 T | |
| 2x125 T 1x150 T | |

LOAD CAPACITY: 600 KG
with load evenly distributed

SLOTTED PARTITIONS



SLOTTED PARTITIONS



| For front height | Part. No. |
|----------------------|----------------|
| 75 mm | S08-43307 |
| 100-125 mm | S08-43310 |
| 150 mm | S08-43315 |
| 200-250 mm | S08-43320 |
| 3 Slotted partitions | 27 Eh - 459 mm |
| 2 Aluminium dividers | 9 Eh - 149 mm |
| 7 Aluminium dividers | 12 Eh - 200 mm |

| For front height | Part. No. |
|-----------------------|----------------|
| 75 mm | S08-43407 |
| 100-125 mm | S08-43410 |
| 150 mm | S08-43415 |
| 200-250 mm | S08-43420 |
| 4 Slotted partitions | 27 Eh - 459 mm |
| 16 Aluminium dividers | 9 Eh - 149 mm |

ANTI-SLIP PERFORATED MAT 4 pcs. KIT



| Part. No. | S04-30855-04 | | |
|---------------|--------------|--------|-----------|
| | Lenght | Width | Thickness |
| | 750 mm | 450 mm | 3 mm |
| Colour: Black | | | |

DRAWER CABINETS

870x725 mm - 45x36 Eh

7 DRAWERS

height: 1000 mm



Part. No.

| | | |
|--|-----------------|--|
| | S10-41000-10/04 | |
| | S10-41000-10/07 | |
| | S10-41000-10/75 | |
| | S10-41000-10/76 | |
| | S10-41000-10/80 | |
| | S10-41000-10/81 | |
| | 2x75 T 1x100 T | |
| | 3x150 T 1x200 T | |

8 DRAWERS

height: 1000 mm



Part. No.

| | | |
|--|-----------------|--|
| | S10-41000-46/04 | |
| | S10-41000-46/07 | |
| | S10-41000-46/75 | |
| | S10-41000-46/76 | |
| | S10-41000-46/80 | |
| | S10-41000-46/81 | |
| | 2x75 T 4x100 T | |
| | 1x150 T 1x200 T | |

9 DRAWERS

height: 1000 mm



Part. No.

| | | |
|--|-----------------|--|
| | S10-41000-34/04 | |
| | S10-41000-34/07 | |
| | S10-41000-34/75 | |
| | S10-41000-34/76 | |
| | S10-41000-34/80 | |
| | S10-41000-34/81 | |
| | 4x75 T 3x100 T | |
| | 2x150 T | |

SLOTTED PARTITIONS



For front height

| | |
|-----------------------|---------------------|
| 75 mm | Part. No. S07-43307 |
| 100-125 mm | S07-43310 |
| 150 mm | S07-43315 |
| 200-250 mm | S07-43320 |
| 3 Slotted partitions | 36 Eh - 612 mm |
| 5 Aluminium dividers | 9 Eh - 149 mm |
| 10 Aluminium dividers | 12 Eh - 200 mm |

SLOTTED PARTITIONS



For front height

| | |
|-----------------------|---------------------|
| 75 mm | Part. No. S07-43407 |
| 100-125 mm | S07-43410 |
| 150 mm | S07-43415 |
| 200-250 mm | S07-43420 |
| 4 Slotted partitions | 36 Eh - 612 mm |
| 21 Aluminium dividers | 9 Eh - 149 mm |

ANTI-SLIP PERFORATED MAT

4 pcs. KIT



Part. No. S04-30854-04

| Length | Width | Thickness |
|---------------|--------|-----------|
| 750 mm | 600 mm | 3 mm |
| Colour: Black | | |

DRAWER CABINETS

1023x572 mm - 54x27 Eh

6 DRAWERS

height: 850 mm



Part. No.

| | | |
|--|-----------------|--|
| | S11-50850-06/04 | |
| | S11-50850-06/07 | |
| | S11-50850-06/75 | |
| | S11-50850-06/76 | |
| | S11-50850-06/80 | |
| | S11-50850-06/81 | |
| | 2x75 T 2x100 T | |
| | 1x150 T 1x250 T | |

8 DRAWERS

height: 850 mm



Part. No.

| | | |
|--|-----------------|--|
| | S11-50850-14/04 | |
| | S11-50850-14/07 | |
| | S11-50850-14/75 | |
| | S11-50850-14/76 | |
| | S11-50850-14/80 | |
| | S11-50850-14/81 | |
| | 4x75 T 3x100 T | |
| | 1x150 T | |

7 DRAWERS

height: 1000 mm



Part. No.

| | | |
|--|-----------------|--|
| | S11-51000-06/04 | |
| | S11-51000-06/07 | |
| | S11-51000-06/75 | |
| | S11-51000-06/76 | |
| | S11-51000-06/80 | |
| | S11-51000-06/81 | |
| | 2x75 T 1x100 T | |
| | 3x150 T 1x200 T | |

9 DRAWERS

height: 1000 mm



Part. No.

| | | |
|--|-----------------|--|
| | S11-51000-34/04 | |
| | S11-51000-34/07 | |
| | S11-51000-34/75 | |
| | S11-51000-34/76 | |
| | S11-51000-34/80 | |
| | S11-51000-34/81 | |
| | 9x100 T | |

10 DRAWERS

height: 1000 mm

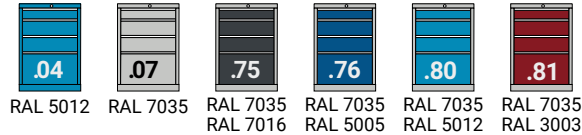


Part. No.

| | | |
|--|-----------------|--|
| | S11-51000-32/04 | |
| | S11-51000-32/07 | |
| | S11-51000-32/75 | |
| | S11-51000-32/76 | |
| | S11-51000-32/80 | |
| | S11-51000-32/81 | |
| | 4x75 T 6x100 T | |



AVAILABLE COLOURS



TROUGHS



| | |
|--|--------------------------------------|
| For front height 50 mm and higher | Part. No. S08-50234 |
| 6 Troughs - 2 grooves | Ø 70 mm |
| 6 Trough dividers | |
| 6 Troughs - 3 grooves | Ø 45 mm |
| 10 Trough dividers | |
| 6 Troughs - 4 grooves | Ø 33 mm |
| 15 Trough dividers | |

PLASTIC BOXES



| | |
|---|--------------------------------------|
| For front height 75 mm | Part. No. S08-51407 |
| 100-125 mm | S08-51410 |
| 12 Plastic boxes | 150x75 mm |
| 12 Plastic boxes | 150x150 mm |

SLOTTED PARTITIONS



| | |
|---|--------------------------------------|
| For front height 75 mm | Part. No. S08-53507 |
| 100-125 mm | S08-53510 |
| 150 mm | S08-53515 |
| 200-250 mm | S08-53520 |
| 5 Slotted partitions | 27 Eh - 459 mm |
| 12 Aluminium dividers | 9 Eh - 149 mm |

ANTI-SLIP PERFORATED MAT

4 pcs. KIT



| | | |
|------------------|---------------------|-----------|
| Part. No. | S04-30864-04 | |
| Length | Width | Thickness |
| 900 mm | 450 mm | 3 mm |
| Colour: Black | | |



DRAWER CABINETS

1023x725mm - 54x36 Eh

6 DRAWERS

height: 850 mm



| Part. No. | | Part. No. | |
|-----------|-----------------|-----------------|--|
| | S10-50850-05/04 | S10-50850-06/04 | |
| | S10-50850-05/07 | S10-50850-06/07 | |
| | S10-50850-05/75 | S10-50850-06/75 | |
| | S10-50850-05/76 | S10-50850-06/76 | |
| | S10-50850-05/80 | S10-50850-06/80 | |
| | S10-50850-05/81 | S10-50850-06/81 | |
| | 2x75 S 2x100 S | 2x75 T 2x100 T | |
| | 1x150 S 1x250 T | 1x150 T 1x250 T | |

6 DRAWERS

height: 850 mm



| Part. No. | | | |
|-----------|-----------------|--|--|
| | S10-50850-13/04 | | |
| | S10-50850-13/07 | | |
| | S10-50850-13/75 | | |
| | S10-50850-13/76 | | |
| | S10-50850-13/80 | | |
| | S10-50850-13/81 | | |
| | 4x100 T 1x150 T | | |
| | 1x200 T | | |

7 DRAWERS

height: 1000 mm



| Part. No. | | | |
|-----------|-----------------|-----------------|--|
| | S10-51000-08/04 | S10-51000-06/04 | |
| | S10-51000-08/07 | S10-51000-06/07 | |
| | S10-51000-08/75 | S10-51000-06/75 | |
| | S10-51000-08/76 | S10-51000-06/76 | |
| | S10-51000-08/80 | S10-51000-06/80 | |
| | S10-51000-08/81 | S10-51000-06/81 | |
| | 2x75 S 1x100 S | 2x75 T 1x100 T | |
| | 3x150 S 1x200 S | 3x150 T 1x200 T | |

8 DRAWERS

height: 1000 mm



| Part. No. | | | |
|-----------|-----------------|--|--|
| | S10-51000-10/04 | | |
| | S10-51000-10/07 | | |
| | S10-51000-10/75 | | |
| | S10-51000-10/76 | | |
| | S10-51000-10/80 | | |
| | S10-51000-10/81 | | |
| | 1x50 S 2x75 T | | |
| | 2x100 T 2x150 T | | |
| | 1x200 T | | |

9 DRAWERS

height: 1000 mm



| Part. No. | | | |
|-----------|-----------------|--|--|
| | S10-51000-34/04 | | |
| | S10-51000-34/07 | | |
| | S10-51000-34/75 | | |
| | S10-51000-34/76 | | |
| | S10-51000-34/80 | | |
| | S10-51000-34/81 | | |
| | 9x100 T | | |

8 DRAWERS

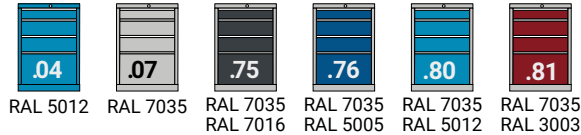
height: 1000 mm



| Part. No. | | | |
|-----------|-----------------|--|--|
| | S10-51000-14/04 | | |
| | S10-51000-14/07 | | |
| | S10-51000-14/75 | | |
| | S10-51000-14/76 | | |
| | S10-51000-14/80 | | |
| | S10-51000-14/81 | | |
| | 2x75 T 4x100 T | | |
| | 1x150 T 1x200 T | | |



AVAILABLE COLOURS



10 DRAWERS

height: 1000 mm



| Part. No. | |
|----------------|-----------------|
| | S10-51000-32/04 |
| | S10-51000-32/07 |
| | S10-51000-32/75 |
| | S10-51000-32/76 |
| | S10-51000-32/80 |
| | S10-51000-32/81 |
| 4x75 T 6x100 T | |

7 DRAWERS

height: 1064 mm



| Part. No. | |
|-----------------|------------------|
| | S10-59870C-10/04 |
| | S10-59870C-10/07 |
| | S10-59870C-10/75 |
| | S10-59870C-10/76 |
| | S10-59870C-10/80 |
| | S10-59870C-10/81 |
| 1x50 S 2x75 T | |
| 2x100 T 1x150 T | |
| 1x200 T | |



LOAD CAPACITY: 600 KG
with load evenly distributed



PLASTIC BOXES



| For front height | Part. No. |
|------------------|------------|
| 50 mm | S07-51205 |
| 75 mm | S07-51207 |
| 100-125 mm | S07-51210 |
| 24 Plastic boxes | 150x150 mm |

PLASTIC BOXES



| For front height | Part. No. |
|------------------|------------|
| 50 mm | S07-51505 |
| 75 mm | S07-51507 |
| 20 Plastic boxes | 75x75 mm |
| 14 Plastic boxes | 150x75 mm |
| 12 Plastic boxes | 150x150 mm |

PLASTIC BOXES



| For front height | Part. No. |
|------------------|------------|
| 50 mm | S07-51605 |
| 75 mm | S07-51607 |
| 100-125 mm | S07-51610 |
| 24 Plastic boxes | 150x75 mm |
| 12 Plastic boxes | 150x150 mm |

SLOTTED PARTITIONS



| For front height | Part. No. |
|----------------------|----------------|
| 50 mm | S07-53405 |
| 75 mm | S07-53407 |
| 100-125 mm | S07-53410 |
| 150 mm | S07-53415 |
| 200-250 mm | S07-53420 |
| 4 Slotted partitions | 36 Eh - 612 mm |
| 2 Aluminium dividers | 9 Eh-149 mm |
| 3 Aluminium dividers | 12 Eh - 200 mm |

SLOTTED PARTITIONS



| For front height | Part. No. |
|-----------------------|----------------|
| 50 mm | S07-53505 |
| 75 mm | S07-53507 |
| 100-125 mm | S07-53510 |
| 150 mm | S07-53515 |
| 200-250 mm | S07-53520 |
| 5 Slotted partitions | 36 Eh - 612 mm |
| 12 Aluminium dividers | 9 Eh-149 mm |

ANTI-SLIP PERFORATED MAT 4 pcs. KIT



| Part. No. | S04-30874-04 | | |
|---------------|--------------|--------|-----------|
| | Length | Width | Thickness |
| | 900 mm | 600 mm | 3 mm |
| Colour: Black | | | |



Polyurethane castors Ø 150 mm
2 fixed
2 swivel braked



CASTORS
EASY ASSEMBLY

WORKBENCHES

Length 1500 mm



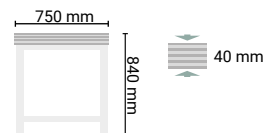
Multiplex worktop

Steam impregnated and veneered worktop with rounded corners and smooth surface.

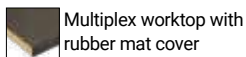


Multiplex worktop with rubber cover

Veneered Multiplex worktop with 1.2 mm thick steel cover with oil-resistant rubber.



WORKBENCH

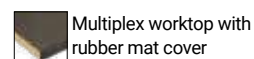


| | |
|------------------|------------------|
| S44-80157-001/04 | S44-80157-601/04 |
| S44-80157-001/07 | S44-80157-601/07 |

LOAD CAPACITY: 800 KG



ADJUSTABLE HEIGHT WORKBENCH - 790/1090 mm



| | |
|------------------|------------------|
| S44-80157-022/04 | S44-80157-622/04 |
| S44-80157-022/07 | S44-80157-622/07 |

LOAD CAPACITY: 800 KG

PERFORATED BACK PANEL - height 631 mm

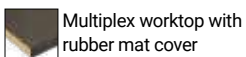
2 Perforated back panels and 1 shelf

S49-15204/07



1x150 S

WORKBENCH



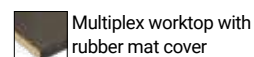
| | |
|------------------|------------------|
| S44-80157-003/04 | S44-80157-603/04 |
| S44-80157-003/07 | S44-80157-603/07 |
| S44-80157-003/75 | S44-80157-603/75 |
| S44-80157-003/76 | S44-80157-603/76 |
| S44-80157-003/80 | S44-80157-603/80 |
| S44-80157-003/81 | S44-80157-603/81 |

LOAD CAPACITY: 800 KG



1x50 S
1x100 S
1x150 S

WORKBENCH



| | |
|------------------|------------------|
| S44-80157-005/04 | S44-80157-605/04 |
| S44-80157-005/07 | S44-80157-605/07 |
| S44-80157-005/75 | S44-80157-605/75 |
| S44-80157-005/76 | S44-80157-605/76 |
| S44-80157-005/80 | S44-80157-605/80 |
| S44-80157-005/81 | S44-80157-605/81 |

LOAD CAPACITY: 800 KG



DRAWER - S
NORMAL EXTENSION: 90%



DRAWER - S
LOAD CAPACITY: 100 KG



EASY ASSEMBLY

AVAILABLE COLOURS

PERFORATED BACK PANEL - height 935 mm

3 Perforated back panels

S49-15301/07

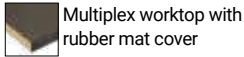


2x75 S
2x100 S
1x150 S
1x200 S

WORKBENCH



Multiplex worktop



Multiplex worktop with rubber mat cover

| | |
|---|------------------|
| <input type="checkbox"/> S44-80157-008/04 | S44-80157-608/04 |
| <input type="checkbox"/> S44-80157-008/07 | S44-80157-608/07 |
| <input type="checkbox"/> S44-80157-008/75 | S44-80157-608/75 |
| <input type="checkbox"/> S44-80157-008/76 | S44-80157-608/76 |
| <input type="checkbox"/> S44-80157-008/80 | S44-80157-608/80 |
| <input type="checkbox"/> S44-80157-008/81 | S44-80157-608/81 |

LOAD CAPACITY: 1400 KG

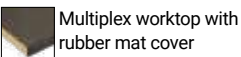


1x50 S
2x100 S
1x150 S
1x300 S

WORKBENCH



Multiplex worktop



Multiplex worktop with rubber mat cover

| | |
|---|------------------|
| <input type="checkbox"/> S44-80157-007/04 | S44-80157-607/04 |
| <input type="checkbox"/> S44-80157-007/07 | S44-80157-607/07 |
| <input type="checkbox"/> S44-80157-007/75 | S44-80157-607/75 |
| <input type="checkbox"/> S44-80157-007/76 | S44-80157-607/76 |
| <input type="checkbox"/> S44-80157-007/80 | S44-80157-607/80 |
| <input type="checkbox"/> S44-80157-007/81 | S44-80157-607/81 |

LOAD CAPACITY: 1400 KG

PERFORATED BACK PANEL - height 935 mm

1 Perforated back panel, 1 shelf, 1 overhead light and 1 Socket block I- 250-V

S49-15160/07

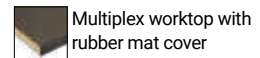


1x50 S
2x100 S
1x150 S
1x300 S

WORKBENCH



Multiplex worktop



Multiplex worktop with rubber mat cover

| | |
|---|------------------|
| <input type="checkbox"/> S44-80157-019/04 | S44-80157-619/04 |
| <input type="checkbox"/> S44-80157-019/07 | S44-80157-619/07 |
| <input type="checkbox"/> S44-80157-019/75 | S44-80157-619/75 |
| <input type="checkbox"/> S44-80157-019/76 | S44-80157-619/76 |
| <input type="checkbox"/> S44-80157-019/80 | S44-80157-619/80 |
| <input type="checkbox"/> S44-80157-019/81 | S44-80157-619/81 |

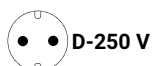
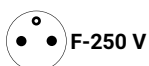
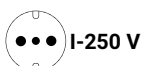
D-250 V S49-15161

F-250 V S49-15162

GB-240 V S49-15166



LOAD CAPACITY: 1400 KG



WORKBENCHES

Length 1500 mm



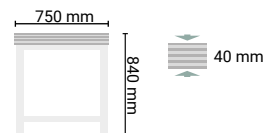
Multiplex worktop

Steam impregnated and veneered worktop with rounded corners and smooth surface.



Multiplex worktop with rubber cover

Veneered Multiplex worktop with 1.2 mm thick steel cover with oil-resistant rubber.



WORKBENCH



Multiplex worktop



Multiplex worktop with rubber mat cover

S44-80207-001/04

S44-80207-601/04

S44-80207-001/07

S44-80207-601/07



LOAD CAPACITY: 400 KG



ADJUSTABLE HEIGHT WORKBENCH - 790/1090 mm



Multiplex worktop



Multiplex worktop with rubber mat cover

S44-80207-022/04

S44-80207-622/04

S44-80207-022/07

S44-80207-622/07



LOAD CAPACITY: 400 KG



WORKBENCH



Multiplex worktop



Multiplex worktop with rubber mat cover

S44-80207-003/04

S44-80207-603/04

S44-80207-003/07

S44-80207-603/07

S44-80207-003/75

S44-80207-603/75

S44-80207-003/76

S44-80207-603/76

S44-80207-003/80

S44-80207-603/80

S44-80207-003/81

S44-80207-603/81



LOAD CAPACITY: 400 KG

PERFORATED BACK PANEL - height 631 mm

2 Perforated back panels and 2 shelves

S49-20203/07



WORKBENCH



Multiplex worktop



Multiplex worktop with rubber mat cover

S44-80207-005/04

S44-80207-605/04

S44-80207-005/07

S44-80207-605/07

S44-80207-005/75

S44-80207-605/75

S44-80207-005/76

S44-80207-605/76

S44-80207-005/80

S44-80207-605/80

S44-80207-005/81

S44-80207-605/81



LOAD CAPACITY: 400 KG



DRAWER - S
NORMAL EXTENSION: 90%

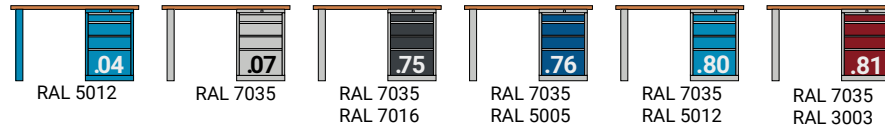


DRAWER - S
LOAD CAPACITY: 75 KG



EASY ASSEMBLY

AVAILABLE COLOURS



PERFORATED BACK PANEL - height 935 mm

6 Perforated back panels

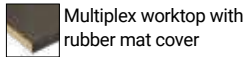
■ S49-20301/07



WORKBENCH



Multiplex worktop



Multiplex worktop with rubber mat cover

| | |
|--------------------|------------------|
| ■ S44-80207-008/04 | S44-80207-608/04 |
| ■ S44-80207-008/07 | S44-80207-608/07 |
| ■ S44-80207-008/75 | S44-80207-608/75 |
| ■ S44-80207-008/76 | S44-80207-608/76 |
| ■ S44-80207-008/80 | S44-80207-608/80 |
| ■ S44-80207-008/81 | S44-80207-608/81 |

LOAD CAPACITY: 800 KG

PERFORATED BACK PANEL - height 935 mm

4 Perforated back panel, 2 shelf, 1 overhead light and 1 Socket block I-250 V

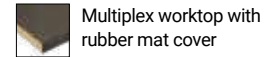
■ S49-20460/07



WORKBENCH



Multiplex worktop



Multiplex worktop with rubber mat cover

| | |
|--------------------|------------------|
| ■ S44-80207-019/04 | S44-80207-619/04 |
| ■ S44-80207-019/07 | S44-80207-619/07 |
| ■ S44-80207-019/75 | S44-80207-619/75 |
| ■ S44-80207-019/76 | S44-80207-619/76 |
| ■ S44-80207-019/80 | S44-80207-619/80 |
| ■ S44-80207-019/81 | S44-80207-619/81 |

D-250 V **S49-20461**
F-250 V **S49-20462**
GB-240 V **S49-20466**

LOAD CAPACITY: 800 KG

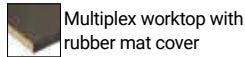
LOAD CAPACITY: 800 KG



WORKBENCH



Multiplex worktop



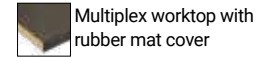
Multiplex worktop with rubber mat cover

| | |
|--------------------|------------------|
| ■ S44-80207-007/04 | S44-80207-607/04 |
| ■ S44-80207-007/07 | S44-80207-607/07 |
| ■ S44-80207-007/75 | S44-80207-607/75 |
| ■ S44-80207-007/76 | S44-80207-607/76 |
| ■ S44-80207-007/80 | S44-80207-607/80 |
| ■ S44-80207-007/81 | S44-80207-607/81 |

LOAD CAPACITY: 800 KG



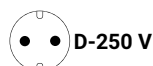
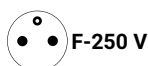
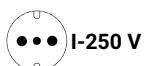
Multiplex worktop



Multiplex worktop with rubber mat cover

| | |
|--------------------|------------------|
| ■ S44-80207-012/04 | S44-80207-612/04 |
| ■ S44-80207-012/07 | S44-80207-612/07 |
| ■ S44-80207-012/75 | S44-80207-612/75 |
| ■ S44-80207-012/76 | S44-80207-612/76 |
| ■ S44-80207-012/80 | S44-80207-612/80 |
| ■ S44-80207-012/81 | S44-80207-612/81 |

LOAD CAPACITY: 1000 KG



MOBILE WORKBENCHES



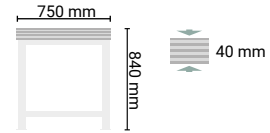
Multiplex worktop

Steam impregnated and veneered worktop with rounded corners and smooth surface.



Multiplex worktop with rubber cover

Veneered Multiplex worktop with 1.2 mm thick steel cover with oil-resistant rubber.



Multiplex worktop



Multiplex worktop with rubber mat cover

- S43-80107-051/04
- S43-80107-051/07

- S43-80107-651/04
- S43-80107-651/07

Worktop size: 1000x750x40 mm
Bench size: 1065x750x908 mm



LOAD CAPACITY: 400 KG



Multiplex worktop



Multiplex worktop with rubber mat cover

- S43-80107-052/04
- S43-80107-052/07
- S43-80107-052/75
- S43-80107-052/76
- S43-80107-052/80
- S43-80107-052/81

- S43-80107-652/04
- S43-80107-652/07
- S43-80107-652/75
- S43-80107-652/76
- S43-80107-652/80
- S43-80107-652/81

Worktop size: 1000x750x40 mm
Bench size: 1065x750x908 mm



LOAD CAPACITY: 400 KG



Multiplex worktop



Multiplex worktop with rubber mat cover

- S43-80157-051/04
- S43-80157-051/07

- S43-80157-651/04
- S43-80157-651/07

Worktop size: 1500x750x40 mm
Bench size: 1565x750x908 mm



LOAD CAPACITY: 400 KG



Multiplex worktop



Multiplex worktop with rubber mat cover

- S43-80207-051/04
- S43-80207-051/07

- S43-80207-651/04
- S43-80207-651/07

Worktop size: 2000x750x40 mm
Bench size: 2065x750x908 mm



LOAD CAPACITY: 400 KG

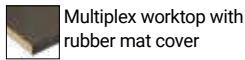
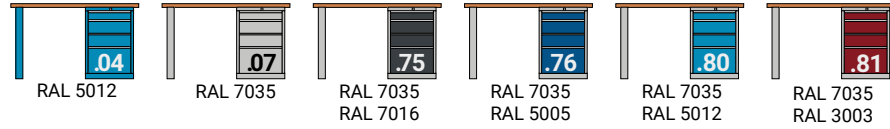


DRAWER - S
NORMAL EXTENSION: 90%



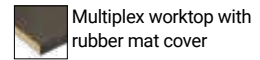
DRAWER - S
LOAD CAPACITY: 75 KG

AVAILABLE COLOURS



| | |
|------------------|------------------|
| S43-80157-052/04 | S43-80157-652/04 |
| S43-80157-052/07 | S43-80157-652/07 |
| S43-80157-052/75 | S43-80157-652/75 |
| S43-80157-052/76 | S43-80157-652/76 |
| S43-80157-052/80 | S43-80157-652/80 |
| S43-80157-052/81 | S43-80157-652/81 |

Worktop size: 1500x750x40 mm
Bench size: 1565x750x908 mm



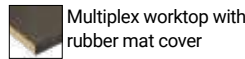
| | |
|------------------|------------------|
| S43-80207-052/04 | S43-80207-652/04 |
| S43-80207-052/07 | S43-80207-652/07 |
| S43-80207-052/75 | S43-80207-652/75 |
| S43-80207-052/76 | S43-80207-652/76 |
| S43-80207-052/80 | S43-80207-652/80 |
| S43-80207-052/81 | S43-80207-652/81 |

Worktop size: 2000x750x40 mm
Bench size: 2065x750x908 mm



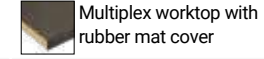
1x50 S
1x100 S
1x150 S

1x50 S
1x100 S
1x150 S



| | |
|------------------|------------------|
| S43-80157-053/04 | S43-80157-653/04 |
| S43-80157-053/07 | S43-80157-653/07 |
| S43-80157-053/75 | S43-80157-653/75 |
| S43-80157-053/76 | S43-80157-653/76 |
| S43-80157-053/80 | S43-80157-653/80 |
| S43-80157-053/81 | S43-80157-653/81 |

Worktop size: 1500x750x40 mm
Bench size: 1565x750x908 mm



| | |
|------------------|------------------|
| S43-80207-053/04 | S43-80207-653/04 |
| S43-80207-053/07 | S43-80207-653/07 |
| S43-80207-053/75 | S43-80207-653/75 |
| S43-80207-053/76 | S43-80207-653/76 |
| S43-80207-053/80 | S43-80207-653/80 |
| S43-80207-053/81 | S43-80207-653/81 |

Worktop size: 2000x750x40 mm
Bench size: 2065x750x908 mm



WORKBENCHES SERIES MODULAR



Multiplex worktop

Steam impregnated and veneered worktop with rounded corners and smooth surface.



Multiplex worktop with rubber cover

Veneered Multiplex worktop with 1.2 mm thick steel cover with oil-resistant rubber.



150 S



100 S
200 S
300 S



Multiplex worktop



Multiplex worktop with rubber mat cover

| | |
|------------------|------------------|
| S42-84157-001/07 | S42-84157-601/07 |
| S42-84157-001/75 | S42-84157-601/75 |
| S42-84157-001/76 | S42-84157-601/76 |
| S42-84157-001/80 | S42-84157-601/80 |
| S42-84157-001/81 | S42-84157-601/81 |

Bench size: 1500x750x840 mm



LOAD CAPACITY: 800 KG
with load evenly distributed



Multiplex worktop



Multiplex worktop with rubber mat cover

| | |
|------------------|------------------|
| S42-84157-003/07 | S42-84157-603/07 |
| S42-84157-003/75 | S42-84157-603/75 |
| S42-84157-003/76 | S42-84157-603/76 |
| S42-84157-003/80 | S42-84157-603/80 |
| S42-84157-003/81 | S42-84157-603/81 |

Bench size: 1500x750x840 mm



LOAD CAPACITY: 800 KG
with load evenly distributed

PERFORATED BACK PANEL - height 631 mm

2 Perforated back panels

S42-15204/07



100 S
100 S
150 S
150 S
150 S
200 S
200 S



Multiplex worktop



Multiplex worktop with rubber mat cover

| | |
|------------------|------------------|
| S42-84157-006/07 | S42-84157-606/07 |
| S42-84157-006/75 | S42-84157-606/75 |
| S42-84157-006/76 | S42-84157-606/76 |
| S42-84157-006/80 | S42-84157-606/80 |
| S42-84157-006/81 | S42-84157-606/81 |

Bench size: 1500x750x840 mm



LOAD CAPACITY: 800 KG
with load evenly distributed



100 S
150 S
150 S
200 S



Multiplex worktop



Multiplex worktop with rubber mat cover

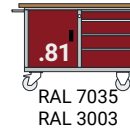
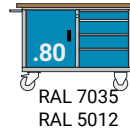
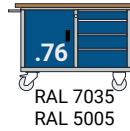
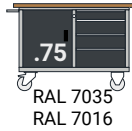
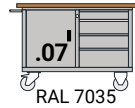
| | |
|------------------|------------------|
| S42-84157-007/07 | S42-84157-607/07 |
| S42-84157-007/75 | S42-84157-607/75 |
| S42-84157-007/76 | S42-84157-607/76 |
| S42-84157-007/80 | S42-84157-607/80 |
| S42-84157-007/81 | S42-84157-607/81 |

Bench size: 1500x750x840 mm



LOAD CAPACITY: 800 KG
with load evenly distributed

AVAILABLE COLOURS



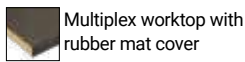
100 S
150 S
150 S
200 S



100 S
150 S
150 S
200 S



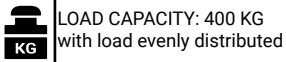
Multiplex worktop



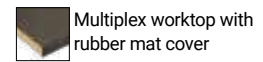
Multiplex worktop with rubber mat cover

| | |
|------------------|------------------|
| S47-90020-002/07 | S47-90020-602/07 |
| S47-90020-002/75 | S47-90020-602/75 |
| S47-90020-002/76 | S47-90020-602/76 |
| S47-90020-002/80 | S47-90020-602/80 |
| S47-90020-002/81 | S47-90020-602/81 |

Worktop size: 1000x750x40 mm
Bench size: 1065x750x908 mm



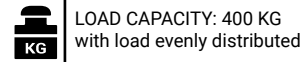
Multiplex worktop



Multiplex worktop with rubber mat cover

| | |
|------------------|------------------|
| S47-91020-006/07 | S47-91020-606/07 |
| S47-91020-006/75 | S47-91020-606/75 |
| S47-91020-006/76 | S47-91020-606/76 |
| S47-91020-006/80 | S47-91020-606/80 |
| S47-91020-006/81 | S47-91020-606/81 |

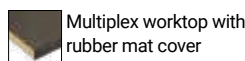
Worktop size: 1000x750x40 mm
Bench size: 1065x750x908 mm



100 S
150 S
150 S
200 S



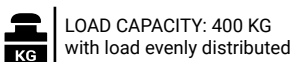
Multiplex worktop



Multiplex worktop with rubber mat cover

| | |
|------------------|------------------|
| S47-91120-006/07 | S47-91120-606/07 |
| S47-91120-006/75 | S47-91120-606/75 |
| S47-91120-006/76 | S47-91120-606/76 |
| S47-91120-006/80 | S47-91120-606/80 |
| S47-91120-006/81 | S47-91120-606/81 |

Worktop size: 1250x750x40 mm
Bench size: 1315x750x908 mm

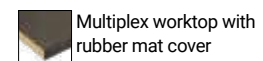


75 S
75 S

4 x



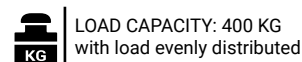
Multiplex worktop



Multiplex worktop with rubber mat cover

| | |
|------------------|------------------|
| S47-91120-008/07 | S47-91120-608/07 |
| S47-91120-008/75 | S47-91120-608/75 |
| S47-91120-008/76 | S47-91120-608/76 |
| S47-91120-008/80 | S47-91120-608/80 |
| S47-91120-008/81 | S47-91120-608/81 |

Worktop size: 1250x750x40 mm
Bench size: 1315x750x908 mm



HEIGHT ADJUSTABLE BENCHES



FAMEPLA has always been committed to finding ergonomic and functional solutions for different work environments. So from the collaboration with an important company, leader in the construction of electric linear systems for sit-stand desks and workstations, was born our Motorized Bench with Height Variable. Adjusting the height of the worktop via a simple button is particularly useful when the size of the treated products varies and/or if more people have to share the same area of use. Furthermore it guarantees a correct posture both for standing and seated workings, responding to the current regulations in terms of safety, because no physical effort is required in raising the work surface. The maximum load capacity of the structure is 400 KG and it is possible to set up the bench with equipped walls. The adjustment varies from a height of 750 mm up to a maximum of 1050 mm. The constant and controlled speed of the up and down movement makes the FAMEPLA bench stable and long-lasting.

STANDARD COLOUR

07 RAL 7035

LIFTING COLUMNS

Aluminium

WORKTOP



Multiplex worktop

Steam impregnated and veneered worktop with rounded corners and smooth surface.



Plastic laminated worktop

Worktop with light gray plastic laminate covering. High resistance to shocks, scratches and household chemicals.



EASY ASSEMBLY



LOAD CAPACITY: 400 KG
with load evenly distributed



DRAWER - S
NORMAL EXTENSION: 90%



DRAWER - S
LOAD CAPACITY: 75 KG



Multiplex worktop



Plastic laminated worktop

E48-84157-001/07

E48-84157-201/07

Worktop size: 1500x750x750/1050 mm

European electrical system



Multiplex worktop



Plastic laminated worktop

E48-84207-001/07

E48-84207-201/07

Worktop size: 2000x750x750/1050 mm

European electrical system



Multiplex worktop



Plastic laminated worktop

E48-84157-005/07

E48-84157-205/07

Worktop size: 1500x750x750/1050 mm

3 Drawers

European electrical system



Multiplex worktop



Plastic laminated worktop

E48-84207-005/07

E48-84207-205/07

Worktop size: 2000x750x750/1050 mm

3 Drawers

European electrical system



Multiplex worktop



Plastic laminated worktop

E148-84157-005/07

E148-84157-205/07

Worktop size: 1500x750x750/1050 mm

3 Drawers

1 Perforated back panel

1 Shelf

1 Socket block I-250 V and overhead light LED

European electrical system

D-250 V E148-84157-015/07

E148-84157-215/07

F-250 V E148-84157-025/07

E148-84157-225/07

GB-240 V E148-84157-065/07

E148-84157-265/07



Multiplex worktop



Plastic laminated worktop

E148-84207-005/07

E148-84207-205/07

Worktop size: 1500x750x750/1050 mm

3 Drawers

4 Perforated back panels

2 Shelves

1 Socket block I-250 V and overhead light LED

European electrical system

D-250 V E148-84207-015/07

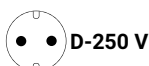
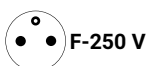
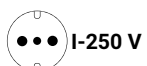
E148-84207-215/07

F-250 V E148-84207-025/07

E148-84207-225/07

GB-240 V E148-84207-065/07

E148-84207-265/07



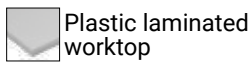
CANTILEVER WORKBENCHES



2x50 S
1x100 S



Multiplex worktop



Plastic laminated worktop

S48-84157-003/07

S48-84157-203/07

Worktop size: 1500x750x840 mm

3 Drawers

1 Power trunking with 6 sockets I-250 V and on/off switch

D-250 V S48-84157-013/07

S48-84157-213/07

F-250 V S48-84157-023/07

S48-84157-223/07

GB-240 V S48-84157-063/07

S48-84157-263/07



LOAD CAPACITY: 400 KG



2x50 S
1x100 S



Multiplex worktop



Plastic laminated worktop

S48-84207-003/07

S48-84207-203/07

Worktop size: 2000x750x840 mm

3 Drawers

1 Power trunking with 6 sockets I-250 V and on/off switch

D-250 V S48-84207-013/07

S48-84207-213/07

F-250 V S48-84207-023/07

S48-84207-223/07

GB-240 V S48-84207-063/07

S48-84207-263/07



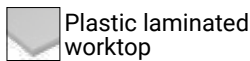
LOAD CAPACITY: 400 KG



2x50 S
1x100 S



Multiplex worktop



Plastic laminated worktop

S48-84157-007/07

S48-84157-207/07

Worktop size: 1500x750x840/1772 mm

3 Drawers

1 Power trunking with 6 sockets I-250 V and on/off switch

1 Perforated back panel

1 Shelf

D-250 V S48-84157-017/07

S48-84157-217/07

F-250 V S48-84157-027/07

S48-84157-227/07

GB-240 V S48-84157-067/07

S48-84157-267/07



LOAD CAPACITY: 400 KG



2x50 S
1x100 S



Multiplex worktop



Plastic laminated worktop

S48-84207-007/07

S48-84207-207/07

Worktop size: 2000x750x840/1772 mm

3 Drawers

1 Power trunking with 6 sockets I-250 V and on/off switch

2 Perforated back panels

2 Shelves

D-250 V S48-84207-017/07

S48-84207-217/07

F-250 V S48-84207-027/07

S48-84207-227/07

GB-240 V S48-84207-067/07


S48-84207-267/07



LOAD CAPACITY: 400 KG




NON-SLIP FLOOR MATTING




Isolates from thermal and electrical influxes. Suitable for mechanical workshops, washing facilities, wardrobes etc.

The particular structure allows the connection of more modules without fastening material, ensuring an excellent grip on the floor even in the absence of weight.

Available fittings to close the side edges



NON-SLIP FLOOR MATTING
800x400x25 mm

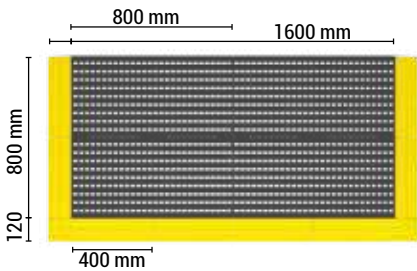


CORNER PIECE
120x120x25 mm

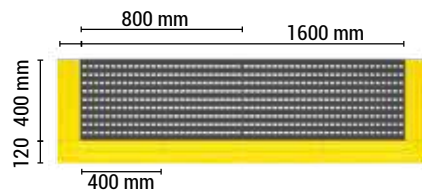


EDGING PIECE
400x120x25 mm

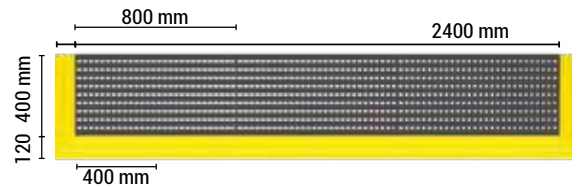
COMBO



S98-80208-001
1820x920 mm
4 Non-slip floor mattings
8 Edging pieces
2 Corner pieces



S98-80208-002
1820x520 mm
2 Non-slip floor mattings
6 Edging pieces
2 Corner pieces



S98-80208-009
2640x520 mm
3 Non-slip floor mattings
8 Edging pieces
2 Corner pieces



ROLLER SHUTTER CABINET

STANDARD COLOURS

04 RAL 5012 07 RAL 7035

ROLLER SHUTTER CABINET

fixed to the worktop



height: 810 mm
Part. No.

S40-91008/04
 S40-91008/07

952x210x height

height: 1114 mm
Part. No.

S40-91010/04
 S40-91010/07

ROLLER SHUTTER CABINET

fixed to the wall



height: 810 mm
Part. No.

S40-91208/04
 S40-91208/07

952x210x height

height: 1114 mm
Part. No.

S40-91210/04
 S40-91210/07

WITH SUPPORTS FOR FIXING
FIXINGS NOT INCLUDED

ROLLER SHUTTER CABINET

fixed to the worktop



height: 810 mm
Part. No.

S40-94008/04
 S40-94008/07

1419x210x height

height: 1114 mm
Part. No.

S40-94010/04
 S40-94010/07

ROLLER SHUTTER CABINET

fixed to the wall



height: 810 mm
Part. No.

S40-94208/04
 S40-94208/07

1419x210x height

height: 1114 mm
Part. No.

S40-94210/04
 S40-94210/07

WITH SUPPORTS FOR FIXING
FIXINGS NOT INCLUDED

ROLLER SHUTTER CABINET

fixed to the worktop



height: 810 mm
Part. No.

S40-96008/04
 S40-96008/07


1937x210x height

height: 1114 mm
Part. No.

S40-96010/04
 S40-96010/07

ROLLER SHUTTER CABINET

fixed to the wall



height: 810 mm
Part. No.

S40-96208/04
 S40-96208/07

1937x210x height

height: 1114 mm
Part. No.

S40-96210/04
 S40-96210/07

WITH SUPPORTS FOR FIXING
FIXINGS NOT INCLUDED

HOOKS NOT INCLUDED

HOOKS FOR PERFORATED BACK PANELS



15 HOOKS Part. No. **S06-97015**

| Qty | Part. No. | |
|-----|-----------|--|
| 3 | S06-71742 | Hammer and plier holder (3) - Length 41,5 mm / Ø 27,5 mm |
| 4 | S06-71414 | Spring clip (1) - Ø 14 mm |
| 5 | S06-70040 | Single hook (5) - Length 38 mm |
| 1 | S06-70100 | Single hook (5) - Length 100 mm |
| 2 | S06-71419 | Spring clip (1) - Ø 19 mm |



20 HOOKS Part. No. **S06-97020**

| Qty | Part. No. | |
|-----|-----------|--|
| 1 | S06-71742 | Hammer and plier holder (3) - Length 41,5 mm / Ø 27,5 mm |
| 2 | S06-71414 | Spring clip (1) - Ø 14 mm |
| 1 | S06-71075 | Double hook (2) - Length 75 mm / internal width 23,5 mm |
| 9 | S06-70040 | Single hook (5) - Length 38 mm |
| 2 | S06-73035 | Single angle hook (6) - Length 40 mm |
| 4 | S06-71419 | Spring clip (1) - Ø 19 mm |
| 1 | S06-77008 | Spanner holder (4) - 8 Positions |



46 HOOKS Part. No. **S06-97046**

| Qty | Part. No. | |
|-----|-----------|--|
| 3 | S06-71406 | Spring clip (1) - Ø 6 mm |
| 5 | S06-71742 | Hammer and plier holder (3) - Length 41,5 mm / Ø 27,5 mm |
| 6 | S06-71414 | Spring clip (1) - Ø 14 mm |
| 2 | S06-71075 | Double hook (2) - Length 75 mm / internal width 23,5 mm |
| 12 | S06-70040 | Single hook (5) - Length 38 mm |
| 6 | S06-73035 | Single angle hook (6) - Length 40 mm |
| 5 | S06-71419 | Spring clip (1) - Ø 19 mm |
| 6 | S06-71425 | Spring clip (1) - Ø 25 mm |
| 1 | S06-77008 | Spanner holder (4) - 8 Positions |



HOOK FOR PERFORATED BACK PANELS



HAMMER AND PLIER HOLDER

| Length | Internal ∅ | Part. No. |
|--------------|---------------|------------------|
| 9,5/27,5 mm | 27,5 mm | S06-71728 |
| 16,5/34,5 mm | 27,5 mm | S06-71735 |
| 23,5/41,5 mm | 27,5 mm | S06-71742 |




SINGLE HOOK

| Length | Internal ∅ | Part. No. |
|--------|---------------|------------------|
| 38 mm | 4,5 mm | S06-70040 |
| 75 mm | 4,5 mm | S06-70075 |
| 100 mm | 4,5 mm | S06-70100 |



SPRING CLIP

| ∅ | Part. No. |
|-------|------------------|
| 6 mm | S06-71406 |
| 10 mm | S06-71410 |
| 14 mm | S06-71414 |
| 19 mm | S06-71419 |
| 25 mm | S06-71425 |



DOUBLE HOOK

| Length | Width internal | Part. No. |
|--------|-------------------|------------------|
| 38 mm | 23,5 mm | S06-71055 |
| 75 mm | 23,5 mm | S06-71075 |
| 100 mm | 23,5 mm | S06-71100 |
| 200 mm | 23,5 mm | S06-71200 |




SCREW DRIVER HOLDER

| ∅ | Length | Part. No. |
|----------|--------|------------------|
| 3-14 mm | | |
| 32 holes | 240 mm | S06-75032 |



SINGLE ANGLE HOOK

| Length | Internal ∅ | Part. No. |
|--------|---------------|------------------|
| 40 mm | 4,5 mm | S06-73035 |



DRILL BIT HOLDER

| ∅ | Length | Part. No. |
|----------|--------|------------------|
| 3-14 mm | | |
| 32 holes | 240 mm | S06-70032 |



CLOSED DOUBLE HOOK

| Length | Width | Part. No. |
|--------|-------|------------------|
| 150 mm | 28 mm | S06-72151 |
| 200 mm | 35 mm | S06-72200 |



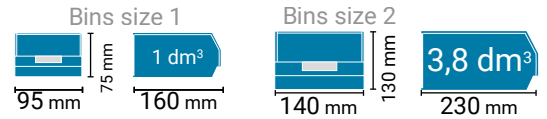
RAIL FOR PLASTIC BINS

| Length | Part. No. |
|--------|------------------|
| 445 mm | S06-72204 |



PLASTIC BINS

| Size | kit No. pcs | Blue colour Part. No. |
|------|-------------|-----------------------|
| 1 | 4 | S70-01041 |
| 2 | 3 | S70-02041 |



CLOSED HOOK

| ∅ | Part. No. |
|-------|------------------|
| 40 mm | S06-74040 |
| 60 mm | S06-74060 |



SPANNER HOLDER

| Positions | Part. No. |
|-----------|------------------|
| 8 | S06-77008 |



ROUND HOOK

| ∅ | Part. No. |
|-------|------------------|
| 60 mm | S06-73060 |






PLASTIC BOX

| Length | Width | Part. No. |
|--------|--------|------------------|
| 95 mm | 100 mm | S06-78001 |

PERFORATED BACK PANELS

To be fixed to the wall



| Length | Height | Part. No. | Part. No. |
|--------|---------|---|--|
| 456 mm | 500 mm | <input checked="" type="checkbox"/> S06-45050/04 | <input type="checkbox"/> S06-45050/07 |
| 456 mm | 1000 mm | <input checked="" type="checkbox"/> S06-45100/04 | <input type="checkbox"/> S06-45100/07 |
| 456 mm | 1500 mm | <input checked="" type="checkbox"/> S06-45150/04 | <input type="checkbox"/> S06-45150/07 |

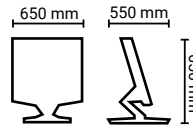
COMPUTER CABINETS



COMPUTER CABINET WITH RETRACTABLE KEYBOARD

| Socket I-250 V | Part. No. | 717x595x1625 mm h |
|----------------|------------------------|---|
| | S17-61620-00/04 | Monitor leaf door with Plexiglas® window for visibility |
| | S17-61620-00/07 | Retractable keyboard drawer with mouse holder |
| | S17-61620-00/75 | Built-in ventilator and dust filter to protect equipment from overheating |
| | S17-61620-00/76 | 4 Sockets with 1 m connecting cable, ON/OFF switch |
| | S17-61620-00/80 | Lower compartment with hinged doors - 700 mm h |
| | S17-61620-00/81 | |

D-250 V **S17-61621-00**
 F-250 V **S17-61622-00**
 GB-240 V **S17-61626-00**

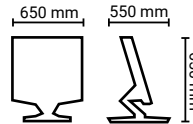


COMPUTER CABINET WITH RETRACTABLE KEYBOARD AND 1 SHELF



| Socket I-250 V | Part. No. | 717x595x1625 mm h |
|----------------|------------------------|---|
| | S17-61620-01/04 | Monitor leaf door with Plexiglas® window for visibility |
| | S17-61620-01/07 | Retractable keyboard drawer with mouse holder |
| | S17-61620-01/75 | Built-in ventilator and dust filter to protect equipment from overheating |
| | S17-61620-01/76 | 4 Sockets with 1 m connecting cable, ON/OFF switch |
| | S17-61620-01/80 | Lower compartment with hinged doors - 700 mm h |
| | S17-61620-01/81 | |

D-250 V **S17-61621-01**
 F-250 V **S17-61622-01**
 GB-240 V **S17-61626-01**

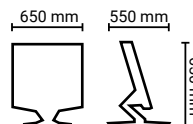


MOBILE COMPUTER CABINET WITH RETRACTABLE KEYBOARD AND 1 SHELF



| Socket I-250 V | Part. No. | 717x595x1762 mm h |
|----------------|-------------------------|---|
| | S17-61620A-05/04 | Monitor leaf door with Plexiglas® window for visibility |
| | S17-61620A-05/07 | Retractable keyboard drawer with mouse holder |
| | S17-61620A-05/75 | Built-in ventilator and dust filter to protect equipment from overheating |
| | S17-61620A-05/76 | 4 Sockets with 1 m connecting cable, ON/OFF switch |
| | S17-61620A-05/80 | Lower compartment with hinged doors - 700 mm h |
| | S17-61620A-05/81 | |

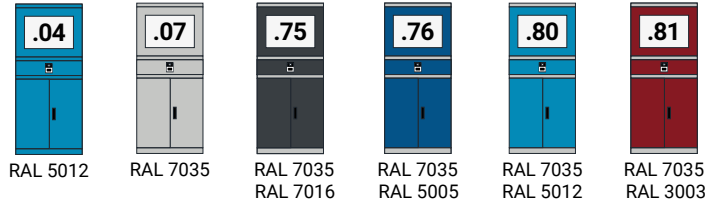
D-250 V **S17-61621A-05**
 F-250 V **S17-61622A-05**
 GB-240 V **S17-61626A-05**



LOAD CAPACITY: 400 KG
with load evenly distributed

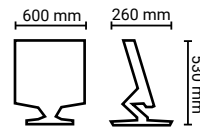


AVAILABLE COLOURS



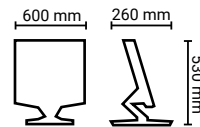
COMPUTER CABINET FOR FLAT MONITOR

| | |
|------------------------------|---|
| Socket I-250 V | 717x595x1670 mm h |
| Part. No. | Locking system with 2 locks- keyed alike |
| S17-61670-00/04 | Monitor leaf door with Plexiglas® window for visibility |
| S17-61670-00/07 | Built-in ventilator and dust filter to protect equipment from overheating |
| S17-61670-00/75 | 4 Sockets with 1 m connecting cable, ON/OFF switch |
| S17-61670-00/76 | Lower compartment with hinged doors - 875 mm h |
| S17-61670-00/80 | |
| S17-61670-00/81 | |
| D-250 V S17-61671-00 | |
| F-250 V S17-61672-00 | |
| GB-240 V S17-61676-00 | |



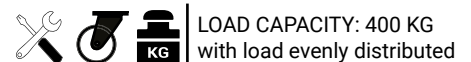
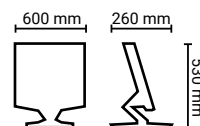
COMPUTER CABINET FOR FLAT MONITOR WITH 1 SHELF

| | |
|------------------------------|---|
| Socket I-250 V | 717x595x1670 mm h |
| Part. No. | Locking system with 2 locks- keyed alike |
| S17-61670-01/04 | Monitor leaf door with Plexiglas® window for visibility |
| S17-61670-01/07 | Built-in ventilator and dust filter to protect equipment from overheating |
| S17-61670-01/75 | 4 Sockets with 1 m connecting cable, ON/OFF switch |
| S17-61670-01/76 | Lower compartment with hinged doors - 875 mm h |
| S17-61670-01/80 | |
| S17-61670-01/81 | |
| D-250 V S17-61671-01 | |
| F-250 V S17-61672-01 | |
| GB-240 V S17-61676-01 | |



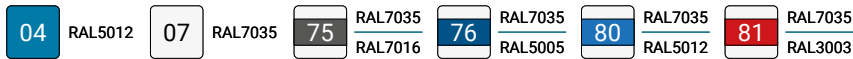
MOBILE COMPUTER CABINET FOR FLAT MONITOR WITH 1 SHELF

| | |
|-------------------------------|---|
| Socket I-250 V | 717x595x1807 mm h |
| Part. No. | Locking system with 2 locks- keyed alike |
| S17-61670A-05/04 | Monitor leaf door with Plexiglas® window for visibility |
| S17-61670A-05/07 | Built-in ventilator and dust filter to protect equipment from overheating |
| S17-61670A-05/75 | 4 Sockets with 1 m connecting cable, ON/OFF switch |
| S17-61670A-05/76 | Lower compartment with hinged doors - 875 mm h |
| S17-61670A-05/80 | |
| S17-61670A-05/81 | |
| D-250 V S17-61671A-05 | |
| F-250 V S17-61672A-05 | |
| GB-240 V S17-61676A-05 | |



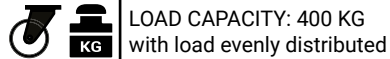
COMPUTER CABINETS

AVAILABLE COLOURS



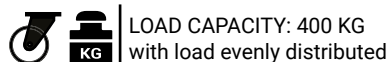
MOBILE NOTEBOOK CABINET

| | |
|------------------|---|
| Socket I-250 V | 717x595x1128 mm h |
| Part. No. | Drawer 75 mm h |
| S17-41000A-00/04 | Polyurethane castors |
| S17-41000A-00/07 | Built-in ventilator and dust filter to protect equipment from overheating |
| S17-41000A-00/75 | 4 Sockets with 1 mt connecting cable, ON/OFF switch |
| S17-41000A-00/76 | Lower compartment with hinged doors - 750 mm h |
| S17-41000A-00/80 | |
| S17-41000A-00/81 | |
| D-250 V | S17-41001A-00 |
| F-250 V | S17-41002A-00 |
| GB-240 V | S17-41006A-00 |



MOBILE NOTEBOOK CABINET WITH 1 SHELF

| | |
|------------------|---|
| Socket I-250 V | 717x595x1128 mm h |
| Part. No. | Drawer 75 mm h |
| S17-41000A-05/04 | Polyurethane castors |
| S17-41000A-05/07 | Built-in ventilator and dust filter to protect equipment from overheating |
| S17-41000A-05/75 | 4 Sockets with 1 mt connecting cable, ON/OFF switch |
| S17-41000A-05/76 | Lower compartment with hinged doors - 750 mm h |
| S17-41000A-05/80 | |
| S17-41000A-05/81 | |
| D-250 V | S17-41001A-05 |
| F-250 V | S17-41002A-05 |
| GB-240 V | S17-41006A-05 |





NC STORAGE AND TRANSPORT SYSTEMS

STANDARD COLOURS

04

RAL5012

07

RAL7035

TOOL TROLLEY



| | | |
|--------------------------------------|--|---|
| without Tool holders | <input checked="" type="checkbox"/> S30-10101-700/04 | <input type="checkbox"/> S30-10101-700/07 |
| with 40 Tool holders ISO-SK40 | <input checked="" type="checkbox"/> S30-10101-704/04 | <input type="checkbox"/> S30-10101-704/07 |
| with 25 Tool holders ISO-SK50 | <input checked="" type="checkbox"/> S30-10101-705/04 | <input type="checkbox"/> S30-10101-705/07 |
| with 40 Tool holders HSK 40 | <input checked="" type="checkbox"/> S30-10101-702/04 | <input type="checkbox"/> S30-10101-702/07 |
| with 40 Tool holders HSK 50 | <input checked="" type="checkbox"/> S30-10101-707/04 | <input type="checkbox"/> S30-10101-707/07 |
| with 40 Tool holders HSK 63 | <input checked="" type="checkbox"/> S30-10101-708/04 | <input type="checkbox"/> S30-10101-708/07 |
| with 25 Tool holders HSK 100 | <input checked="" type="checkbox"/> S30-10101-701/04 | <input type="checkbox"/> S30-10101-701/07 |
| with 30 Tool holders CAPTO C5 | <input checked="" type="checkbox"/> S30-10101-710/04 | <input type="checkbox"/> S30-10101-710/07 |
| with 30 Tool holders CAPTO C6 | <input checked="" type="checkbox"/> S30-10101-709/04 | <input type="checkbox"/> S30-10101-709/07 |

1077x508x826 mm h

- 1 Fixed shelf with rubber mat
- 1 Fixed tool holder frame 3-rows
- 2 Tool cradles and supports



LOAD CAPACITY: 400 KG



Polyurethane castors Ø 100 mm
2 fixed
2 swivel braked

TOOL TROLLEY



| | | |
|--------------------------------------|--|---|
| without Tool holders | <input checked="" type="checkbox"/> S30-10100-800/04 | <input type="checkbox"/> S30-10100-800/07 |
| with 56 Tool holders ISO-SK40 | <input checked="" type="checkbox"/> S30-10100-804/04 | <input type="checkbox"/> S30-10100-804/07 |
| with 35 Tool holders ISO-SK50 | <input checked="" type="checkbox"/> S30-10100-805/04 | <input type="checkbox"/> S30-10100-805/07 |
| with 56 Tool holders HSK 40 | <input checked="" type="checkbox"/> S30-10100-802/04 | <input type="checkbox"/> S30-10100-802/07 |
| with 56 Tool holders HSK 50 | <input checked="" type="checkbox"/> S30-10100-807/04 | <input type="checkbox"/> S30-10100-807/07 |
| with 56 Tool holders HSK 63 | <input checked="" type="checkbox"/> S30-10100-808/04 | <input type="checkbox"/> S30-10100-808/07 |
| with 35 Tool holders HSK 100 | <input checked="" type="checkbox"/> S30-10100-801/04 | <input type="checkbox"/> S30-10100-801/07 |
| with 42 Tool holders CAPTO C5 | <input checked="" type="checkbox"/> S30-10100-810/04 | <input type="checkbox"/> S30-10100-810/07 |
| with 42 Tool holders CAPTO C6 | <input checked="" type="checkbox"/> S30-10100-809/04 | <input type="checkbox"/> S30-10100-809/07 |

1077x508x880 mm h

- 1 Fixed shelf with rubber mat
- 1 Fixed tool holder frame 3-rows
- 4 Tool cradles and supports



LOAD CAPACITY: 400 KG



Polyurethane castors Ø 150 mm
2 fixed
2 swivel braked



2 DRAWERS



| | | |
|--------------------------------------|--|---|
| without Tool holders | <input checked="" type="checkbox"/> S15-31450-900/04 | <input type="checkbox"/> S15-31450-900/07 |
| with 64 Tool holders ISO-SK40 | <input checked="" type="checkbox"/> S15-31450-904/04 | <input type="checkbox"/> S15-31450-904/07 |
| with 40 Tool holders ISO-SK50 | <input checked="" type="checkbox"/> S15-31450-905/04 | <input type="checkbox"/> S15-31450-905/07 |
| with 64 Tool holders HSK 40 | <input checked="" type="checkbox"/> S15-31450-902/04 | <input type="checkbox"/> S15-31450-902/07 |
| with 64 Tool holders HSK 50 | <input checked="" type="checkbox"/> S15-31450-907/04 | <input type="checkbox"/> S15-31450-907/07 |
| with 64 Tool holders HSK 63 | <input checked="" type="checkbox"/> S15-31450-908/04 | <input type="checkbox"/> S15-31450-908/07 |
| with 40 Tool holders HSK 100 | <input checked="" type="checkbox"/> S15-31450-901/04 | <input type="checkbox"/> S15-31450-901/07 |
| with 48 Tool holders CAPTO C5 | <input checked="" type="checkbox"/> S15-31450-910/04 | <input type="checkbox"/> S15-31450-910/07 |
| with 48 Tool holders CAPTO C6 | <input checked="" type="checkbox"/> S15-31450-909/04 | <input type="checkbox"/> S15-31450-909/07 |

717x725x1450 mm h

2 Drawers 100 T

2 Tool holder frames 4-rows and supports

1 Retractable shelf T

3 DRAWERS



| | | |
|--------------------------------------|--|---|
| without Tool holders | <input checked="" type="checkbox"/> S15-31000-800/04 | <input type="checkbox"/> S15-31000-800/07 |
| with 64 Tool holders ISO-SK40 | <input checked="" type="checkbox"/> S15-31000-804/04 | <input type="checkbox"/> S15-31000-804/07 |
| with 40 Tool holders ISO-SK50 | <input checked="" type="checkbox"/> S15-31000-805/04 | <input type="checkbox"/> S15-31000-805/07 |
| with 64 Tool holders HSK 40 | <input checked="" type="checkbox"/> S15-31000-802/04 | <input type="checkbox"/> S15-31000-802/07 |
| with 64 Tool holders HSK 50 | <input checked="" type="checkbox"/> S15-31000-807/04 | <input type="checkbox"/> S15-31000-807/07 |
| with 64 Tool holders HSK 63 | <input checked="" type="checkbox"/> S15-31000-808/04 | <input type="checkbox"/> S15-31000-808/07 |
| with 40 Tool holders HSK 100 | <input checked="" type="checkbox"/> S15-31000-801/04 | <input type="checkbox"/> S15-31000-801/07 |
| with 48 Tool holders CAPTO C5 | <input checked="" type="checkbox"/> S15-31000-810/04 | <input type="checkbox"/> S15-31000-810/07 |
| with 48 Tool holders CAPTO C6 | <input checked="" type="checkbox"/> S15-31000-809/04 | <input type="checkbox"/> S15-31000-809/07 |


717x725x1020 mm h

3-sided upstand with rubber mat

1 Drawer 75 T

2 Drawers 100 T

2 Tool holder frames 4-rows and supports



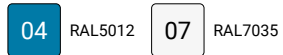
DRAWER - T
FULL EXTENSION: 100%



DRAWER - T
LOAD CAPACITY: 200 KG

NC STORAGE AND TRANSPORT SYSTEMS

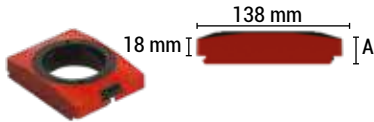
STANDARD COLOURS



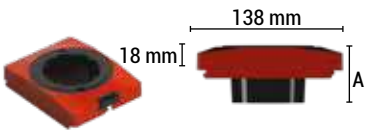
TOOL HOLDER KIT - 15 pcs.



| Tools ISO-SK | Part. No. | Lenght | Height | Width | Ø |
|--------------|------------------|--------|--------|--------|---|
| ISO-SK 40 | S30-51041 | 58 mm | 63 mm | 138 mm | |
| ISO-SK 50 | S30-51051 | 105 mm | 63 mm | 138 mm | |



| Tools HSK | Part. No. | Lenght | Height | Width | Ø |
|-----------|------------------|--------|--------|--------|---------|
| HSK 40 | S30-51062 | 58 mm | 20 mm | 138 mm | 30,4 mm |
| HSK 50 | S30-51065 | 58 mm | 20 mm | 138 mm | 38,5 mm |
| HKS 63 | S30-51064 | 65 mm | 20 mm | 138 mm | 48,6 mm |
| HSK 100 | S30-51099 | 105 mm | 20 mm | 138 mm | 76 mm |



| Tools CAPTO | Part. No. | Lenght | Height | Width | Ø |
|-------------|------------------|--------|--------|--------|---|
| CAPTO 5 | S30-51615 | 58 mm | 20 mm | 138 mm | |
| CAPTO 6 | S30-51616 | 75 mm | 20 mm | 138 mm | |

NC TOOL STAND



| | | |
|-------------------------------|--|---|
| without Tool holders | <input checked="" type="checkbox"/> S30-23627-000/04 | <input type="checkbox"/> S30-23627-000/07 |
| with 24 Tool holders ISO-SK40 | <input checked="" type="checkbox"/> S30-23627-004/04 | <input type="checkbox"/> S30-23627-004/07 |
| with 15 Tool holders ISO-SK50 | <input checked="" type="checkbox"/> S30-23627-005/04 | <input type="checkbox"/> S30-23627-005/07 |
| with 24 Tool holders HSK 40 | <input checked="" type="checkbox"/> S30-23627-002/04 | <input type="checkbox"/> S30-23627-002/07 |
| with 24 Tool holders HSK 50 | <input checked="" type="checkbox"/> S30-23627-007/04 | <input type="checkbox"/> S30-23627-007/07 |
| with 24 Tool holders HSK 63 | <input checked="" type="checkbox"/> S30-23627-008/04 | <input type="checkbox"/> S30-23627-008/07 |
| with 15 Tool holders HSK 100 | <input checked="" type="checkbox"/> S30-23627-001/04 | <input type="checkbox"/> S30-23627-001/07 |
| with 18 Tool holders CAPTO C5 | <input checked="" type="checkbox"/> S30-23627-010/04 | <input type="checkbox"/> S30-23627-010/07 |
| with 18 Tool holders CAPTO C6 | <input checked="" type="checkbox"/> S30-23627-009/04 | <input type="checkbox"/> S30-23627-009/07 |

588x500x255 mm h

Tool holder frames 3-rows colour RAL 7035



EASY ASSEMBLY

ROLLER SHUTTER CABINET



| | | |
|--------------------------------|--|---|
| without Tool holders | <input checked="" type="checkbox"/> S30-39200-200/04 | <input type="checkbox"/> S30-39200-200/07 |
| with 112 Tool holders ISO-SK40 | <input checked="" type="checkbox"/> S30-39200-204/04 | <input type="checkbox"/> S30-39200-204/07 |
| with 72 Tool holders ISO-SK50 | <input checked="" type="checkbox"/> S30-39200-205/04 | <input type="checkbox"/> S30-39200-205/07 |
| with 112 Tool holders HSK 40 | <input checked="" type="checkbox"/> S30-39200-202/04 | <input type="checkbox"/> S30-39200-202/07 |
| with 112 Tool holders HSK 50 | <input checked="" type="checkbox"/> S30-39200-207/04 | <input type="checkbox"/> S30-39200-207/07 |
| with 112 Tool holders HSK 63 | <input checked="" type="checkbox"/> S30-39200-208/04 | <input type="checkbox"/> S30-39200-208/07 |
| with 64 Tool holders HSK 100 | <input checked="" type="checkbox"/> S30-39200-201/04 | <input type="checkbox"/> S30-39200-201/07 |
| with 88 Tool holders CAPTO C5 | <input checked="" type="checkbox"/> S30-39200-210/04 | <input type="checkbox"/> S30-39200-210/07 |
| with 88 Tool holders CAPTO C6 | <input checked="" type="checkbox"/> S30-39200-209/04 | <input type="checkbox"/> S30-39200-209/07 |

1040x635x2000 mm h

8 Tool cradles and supports

ROLLER SHUTTER CABINET



| | | |
|---------------------------------------|--|---|
| without Tool holders | <input checked="" type="checkbox"/> S24-39200-400/04 | <input type="checkbox"/> S24-39200-400/07 |
| with 156 Tool holders ISO-SK40 | <input checked="" type="checkbox"/> S24-39200-404/04 | <input type="checkbox"/> S24-39200-404/07 |
| with 96 Tool holders ISO-SK50 | <input checked="" type="checkbox"/> S24-39200-405/04 | <input type="checkbox"/> S24-39200-405/07 |
| with 156 Tool holders HSK 40 | <input checked="" type="checkbox"/> S24-39200-402/04 | <input type="checkbox"/> S24-39200-402/07 |
| with 156 Tool holders HSK 50 | <input checked="" type="checkbox"/> S24-39200-407/04 | <input type="checkbox"/> S24-39200-407/07 |
| with 156 Tool holders HSK 63 | <input checked="" type="checkbox"/> S24-39200-408/04 | <input type="checkbox"/> S24-39200-408/07 |
| with 96 Tool holders HSK 100 | <input checked="" type="checkbox"/> S24-39200-401/04 | <input type="checkbox"/> S24-39200-401/07 |
| with 120 Tool holders CAPTO C5 | <input checked="" type="checkbox"/> S24-39200-410/04 | <input type="checkbox"/> S24-39200-410/07 |
| with 120 Tool holders CAPTO C6 | <input checked="" type="checkbox"/> S24-39200-409/04 | <input type="checkbox"/> S24-39200-409/07 |

1040x600x2000 mm h

4 Tool holder frames 3-rows and supports

CABINET WITH HINGED DOORS



| | | |
|---------------------------------------|--|---|
| without Tool holders | <input checked="" type="checkbox"/> S24-32000-400/04 | <input type="checkbox"/> S24-32000-400/07 |
| with 156 Tool holders ISO-SK40 | <input checked="" type="checkbox"/> S24-32000-404/04 | <input type="checkbox"/> S24-32000-404/07 |
| with 96 Tool holders ISO-SK50 | <input checked="" type="checkbox"/> S24-32000-405/04 | <input type="checkbox"/> S24-32000-405/07 |
| with 156 Tool holders HSK 40 | <input checked="" type="checkbox"/> S24-32000-402/04 | <input type="checkbox"/> S24-32000-402/07 |
| with 156 Tool holders HSK 50 | <input checked="" type="checkbox"/> S24-32000-407/04 | <input type="checkbox"/> S24-32000-407/07 |
| with 156 Tool holders HSK 63 | <input checked="" type="checkbox"/> S24-32000-408/04 | <input type="checkbox"/> S24-32000-408/07 |
| with 96 Tool holders HSK 100 | <input checked="" type="checkbox"/> S24-32000-401/04 | <input type="checkbox"/> S24-32000-401/07 |
| with 120 Tool holders CAPTO C5 | <input checked="" type="checkbox"/> S24-32000-410/04 | <input type="checkbox"/> S24-32000-410/07 |
| with 120 Tool holders CAPTO C6 | <input checked="" type="checkbox"/> S24-32000-409/04 | <input type="checkbox"/> S24-32000-409/07 |

1026x555x2000 mm h

4 Tool holder frames 3-rows and supports

CABINET WITH HINGED DOORS



| | | |
|---------------------------------------|--|---|
| without Tool holders | <input checked="" type="checkbox"/> S24-32000-600/04 | <input type="checkbox"/> S24-32000-600/07 |
| with 117 Tool holders ISO-SK40 | <input checked="" type="checkbox"/> S24-32000-604/04 | <input type="checkbox"/> S24-32000-604/07 |
| with 72 Tool holders ISO-SK50 | <input checked="" type="checkbox"/> S24-32000-605/04 | <input type="checkbox"/> S24-32000-605/07 |
| with 117 Tool holders HSK 40 | <input checked="" type="checkbox"/> S24-32000-602/04 | <input type="checkbox"/> S24-32000-602/07 |
| with 117 Tool holders HSK 50 | <input checked="" type="checkbox"/> S24-32000-607/04 | <input type="checkbox"/> S24-32000-607/07 |
| with 117 Tool holders HSK 63 | <input checked="" type="checkbox"/> S24-32000-608/04 | <input type="checkbox"/> S24-32000-608/07 |
| with 72 Tool holders HSK 100 | <input checked="" type="checkbox"/> S24-32000-601/04 | <input type="checkbox"/> S24-32000-601/07 |
| with 90 Tool holders CAPTO C5 | <input checked="" type="checkbox"/> S24-32000-610/04 | <input type="checkbox"/> S24-32000-610/07 |
| with 90 Tool holders CAPTO C6 | <input checked="" type="checkbox"/> S24-32000-609/04 | <input type="checkbox"/> S24-32000-609/07 |

1026x555x2000 mm h

2 Adjustable shelves - Load capacity 70 KG

1 Tool holder frames 3-rows and supports

2 Drawers 100 T with 3 tool holder frames



DRAWER - T
FULL EXTENSION: 100%

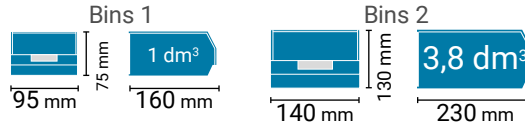
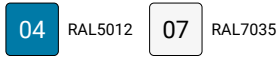


DRAWER - T
LOAD CAPACITY: 100 KG

CABINET WITH HINGED DOORS

1026x555 mm

STANDARD COLOURS



CABINET WITH HINGED DOORS



Part. No.
 S24-32000-01/04
 S24-32000-01/07
 1026x555x2000 mm h
 4 Adjustable shelves - Load cap. 70 KG

CABINET WITH HINGED DOORS



Part. No.
 S24-32020-17/04
 S24-32020-17/07
 1026x555x2000 mm h
 4 Perforated panels - RAL 7035
 2 Adjustable shelves - Load cap. 70 KG
 2 Drawers 100 S

CABINET WITH HINGED DOORS



Part. No.
 S24-32030-91/04
 S24-32030-91/07
 1026x555x2000 mm h
 2 Adjustable shelves - Load cap. 70 KG
 2 Drawers 100 S
 8 Rails for containers
 8 Compartments Size 1 - Blue
 16 Compartments Size 2 - Blue
 4 Perforated back panels - RAL 7035

CABINET WITH HINGED DOORS



Part. No.
 S24-62000-01/04
 S24-62000-01/07
 1026x555x2000 mm h
 with Plexiglas® doors
 4 Adjustable shelves - Load cap. 70 KG

CABINET WITH HINGED DOORS



Part. No.
 S24-62020-17/04
 S24-62020-17/07
 1026x555x2000 mm h
 with Plexiglas® doors
 2 Perforated back panels - RAL 7035
 2 Adjustable shelves - Load cap. 70 KG
 2 Drawers 100 S

CABINET WITH HINGED DOORS



Part. No.
 S24-32000-13/04
 S24-32000-13/07
 1026x555x2000 mm h
 4 Adjustable shelves - Load cap. 70 KG
 3 Drawers 100 S



CABINET WITH SLIDING DOORS

CABINET WITH
SLIDING DOORS



Part. No.

■ S26-42000-01/04

■ S26-42000-01/07

1200x450x2000 mm h

4 Adjustable shelves - Load cap. 70 KG

CABINET WITH
SLIDING DOORS



Part. No.

■ S27-42000-01/04

■ S27-42000-01/07

1200x450x2000 mm h

with Plexiglas® doors

4 Adjustable shelves - Load cap. 70 KG



TROLLEYS SERIES 77

TROLLEY



Part. No.

■ S177-30100-11/07

745/825x620x1408 mm h

3 Unibox 6 Compartments

2 Unibox 5 Compartments

3 Shelves

6 containers 400x300x120 mm h

15 pcs. HOOK KIT INCLUDED



LOAD CAPACITY: 300 KG

TROLLEY



Part. No.

■ S177-30100-12/07

745/825x620x1408 mm h

2 Perforated back panels

3 Shelves

6 containers 400x300x120 mm h

15 pcs. HOOK KIT INCLUDED



LOAD CAPACITY: 300 KG

TROLLEY



Part. No.

■ S177-31100-14/07

1043/1123x620x1408 mm h

2 Perforated back panels

2 shelves

1 hinged doors cabinet

15 pcs. HOOK KIT INCLUDED



LOAD CAPACITY: 300 KG

TROLLEY



Part. No.

■ S177-31100-23/07

1043/1123x620x1408 mm h

2 Perforated back panels

3 Shelves

6 containers 400x300x120 mm h

15 pcs. HOOK KIT INCLUDED



LOAD CAPACITY: 300 KG

MORE PRODUCTS

Storage cabinets

Universal shelving system with drawers
and shelves

Lockers and Compartment lockers

Stacking Containers

Chairs

Quality stations with roller shutter

Storage cabinets

Bespoke products

FAMEPLA 

FAMEPLA S.R.L.
Via Asolana, 28/F
I-31017 Pieve del Grappa (TV) - Italy
Tel +39 0423 930700 Fax +39 0423 539233
mail: info@famepa.it